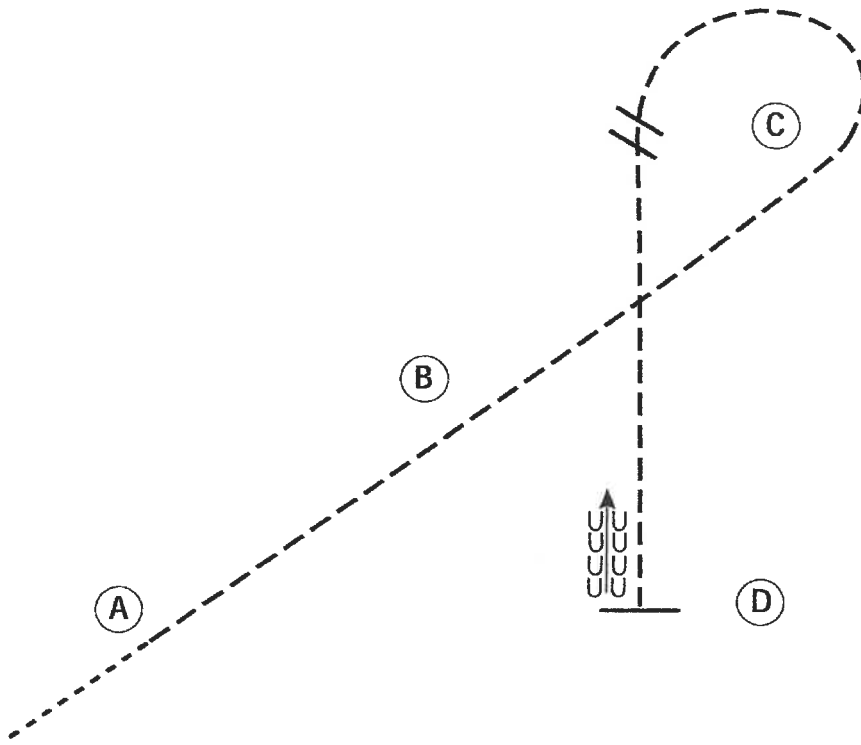


# HUNT SEAT EQUITATION (JUNIOR)

www.HorseShowPatterns.com

www.HorseShowPatterns.com



Be ready before A.

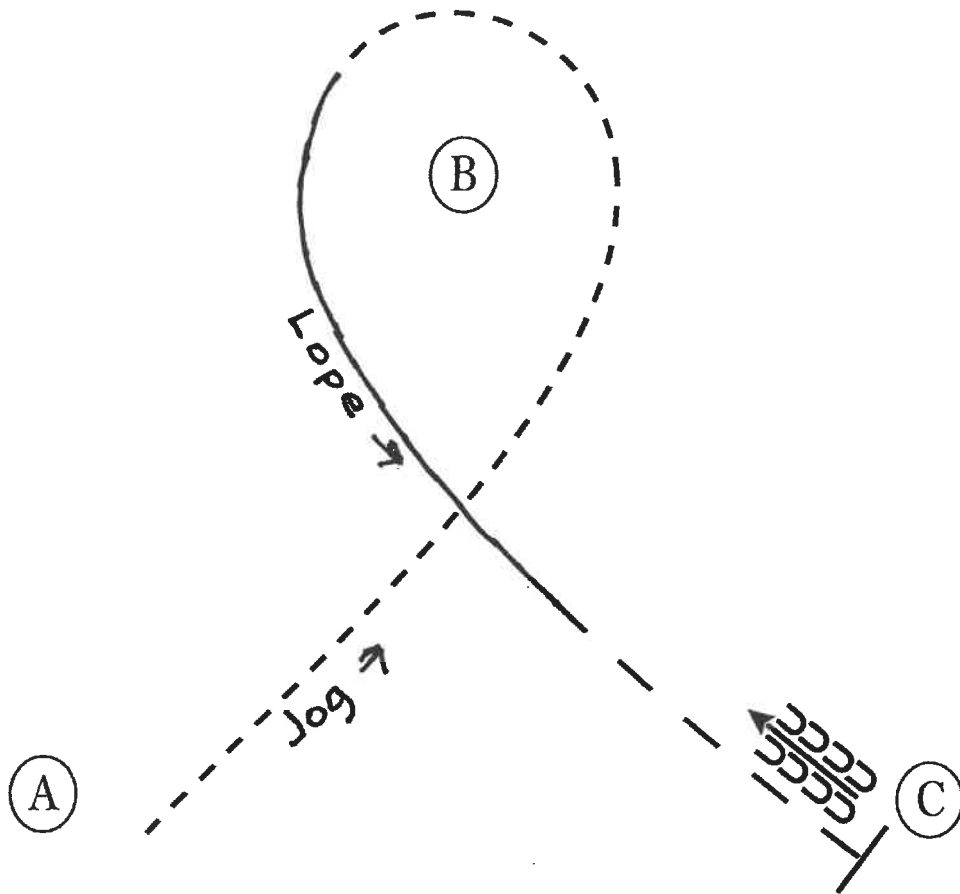
1. Walk to A.
2. Sitting trot to B.
3. Posting trot on the right diagonal to and around C.
4. At C, change diagonals.
5. Posting trot on the left diagonal to D.
6. Stop at D. Back approximately one horse length.
7. Follow the instructions of your ring steward.

Walk	-----
Trot	- - - - -
Extended Trot	-----
Canter	-----
Leg Yield	
Lead Change	↘
Back	←←←←←
Marker	⊙
Sidepass	←→
Hand Gallop	-----

# HUNT SEAT EQUITATION (SENIOR & INTERMEDIATE)

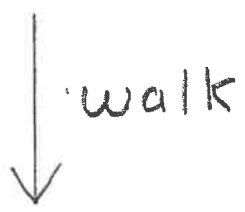

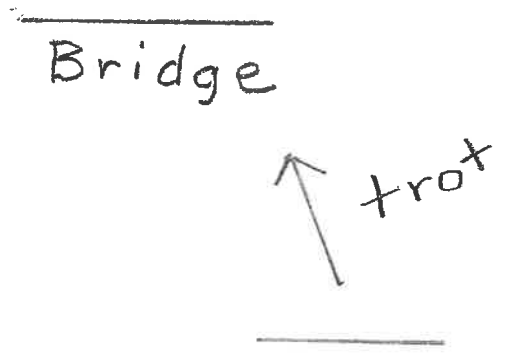
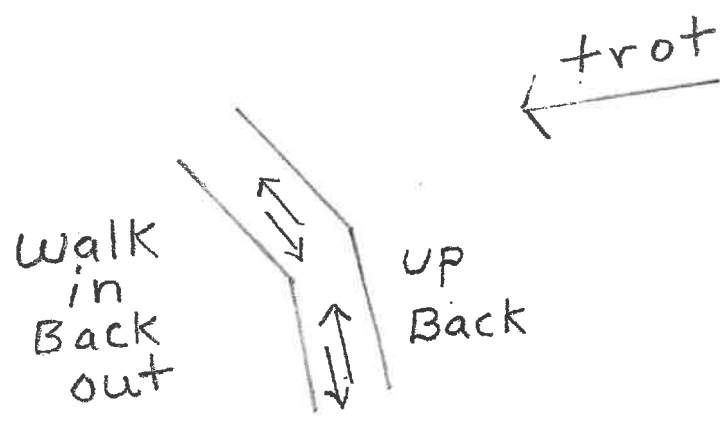
www.HorseShowPatterns.com

www.HorseShowPatterns.com

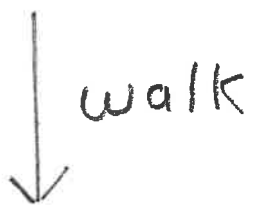
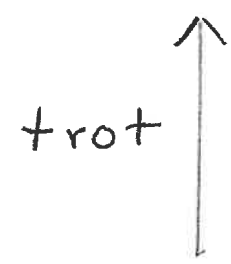
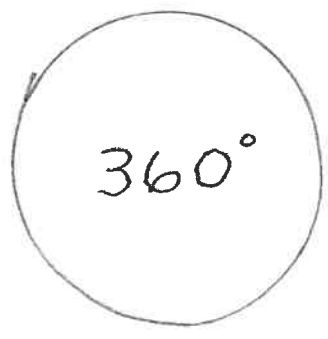


1. Jog A to B
2. Jog around B
3. Extend the jog at B to C.
4. At C stop and back 4 steps


Walk	.....
Jog	-----
Extended Jog	—————
Lope	—————
Leg Yield	
Lead Change	↘
Back	←←←←
Marker	Ⓚ
Sidepass	→←



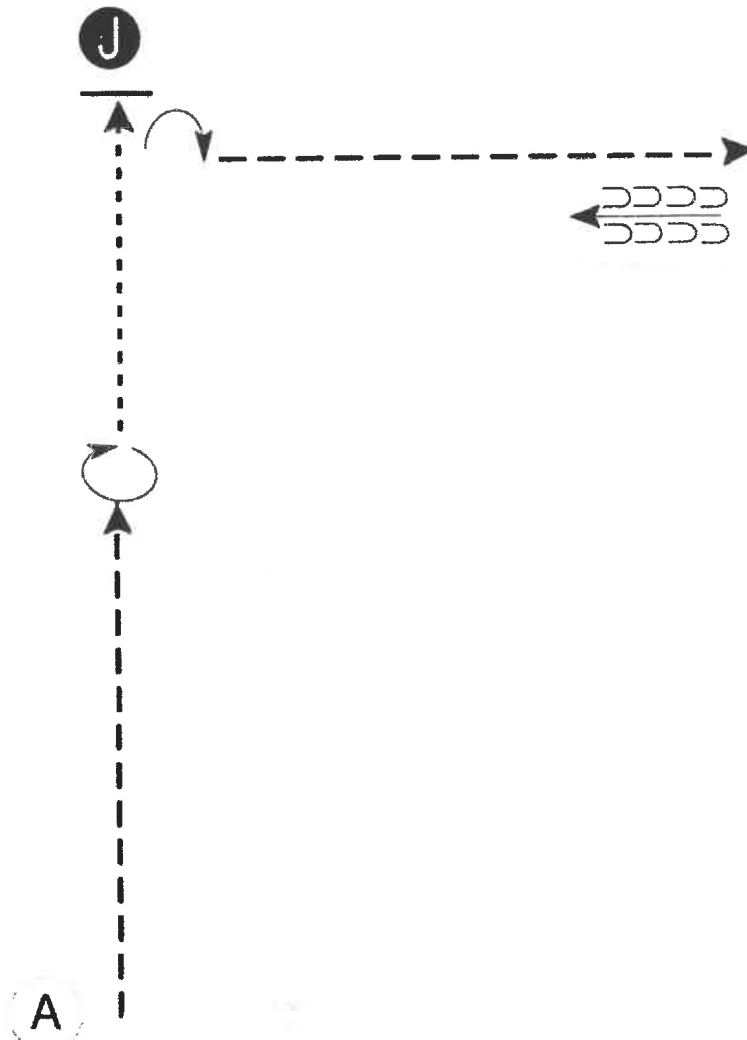
Trail Class



Exit



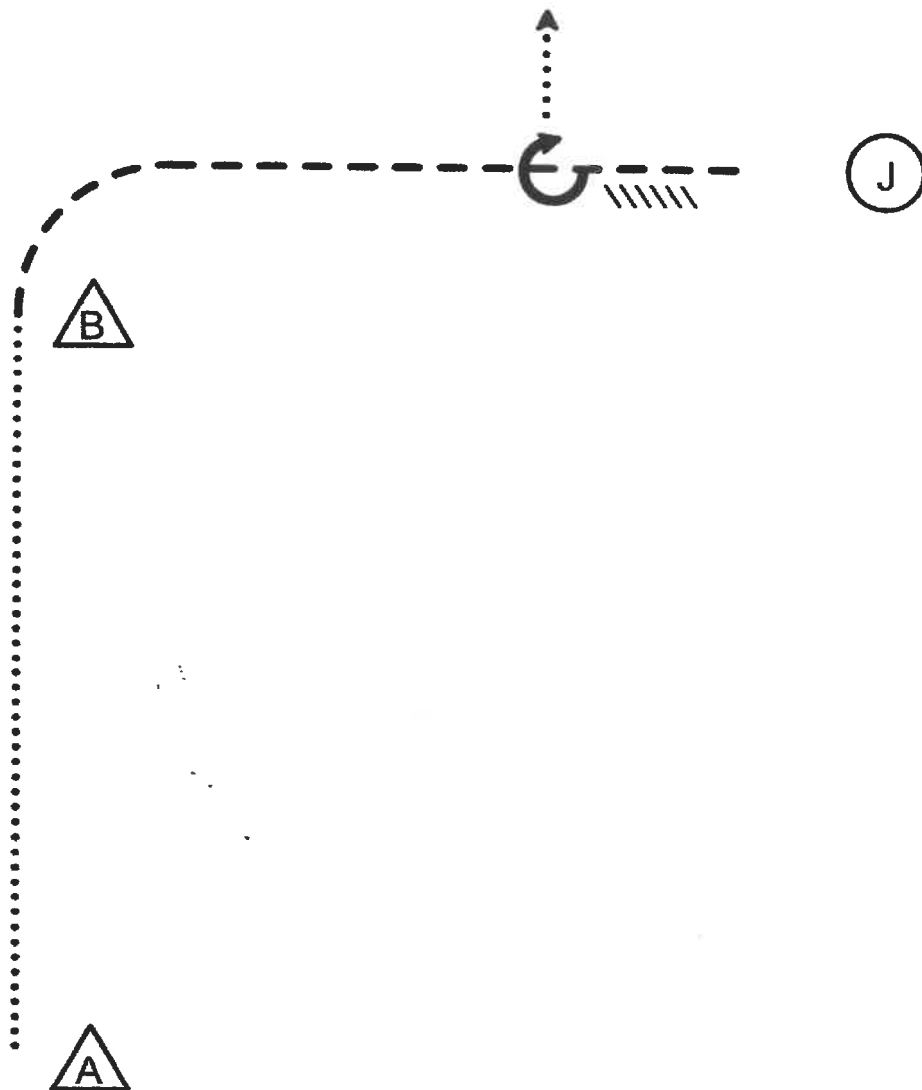
# SHOWMANSHIP (SENIOR)



1. Be ready at A.
2. Trot half way to the Judge.
3. Perform a 360 degree turn.
4. Walk to the Judge, stop and set up for inspection.
5. When dismissed perform a 90 degree turn and trot to the line up or follow the instructions of your ring steward.

Walk	-----
Trot	- - - - -
Back	← ↔ ↔ ↔
Marker	⊙ B
Judge	● J

# SHOWMANSHIP (JUNIOR & INTERMEDIATE)



Be ready at A.

1. Walk from A to B.
2. Trot from B to the judge.
3. Stop and set up for inspection.
4. When dismissed, back approximately one horse length
5. Perform a 270°, turn and walk straight away.

At completion of pattern, follow instructions of ring steward

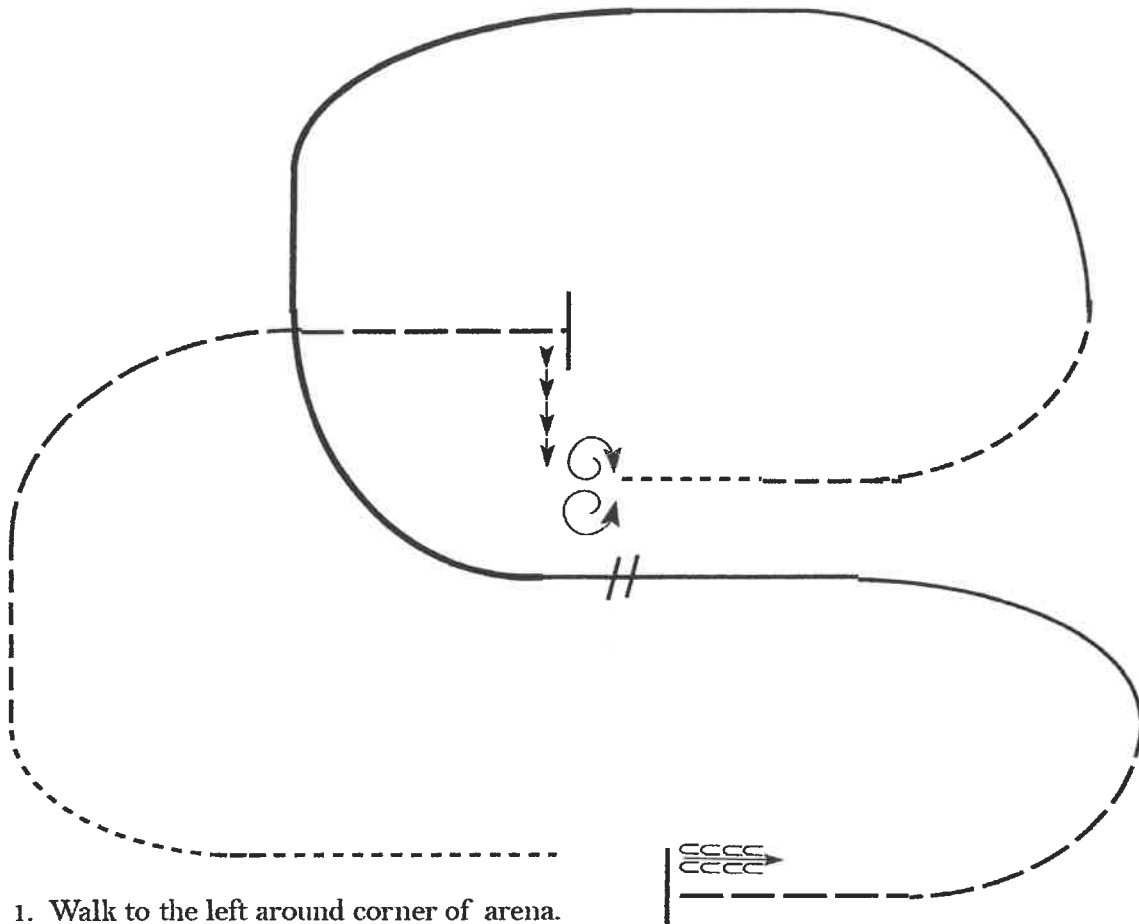
*Generated from Equiscribe for iOS*

# RANCH RIDING (ALL AGES)

## (JUNIOR – TROT WHERE IS SAYS LOPE)

www.HorseShowPatterns.com

www.HorseShowPatterns.com



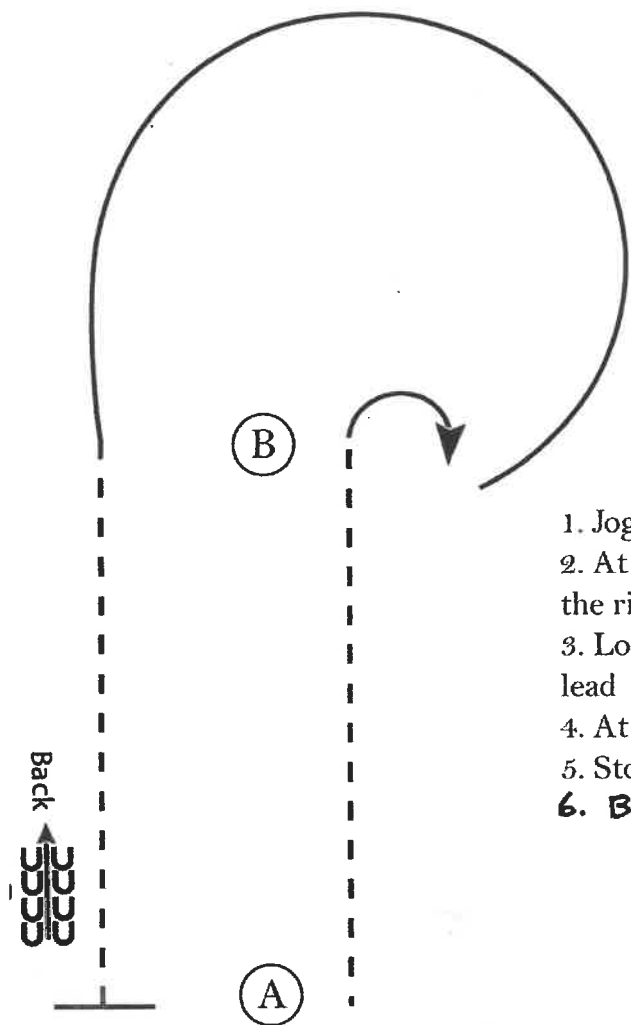
1. Walk to the left around corner of arena.
2. Trot
3. Extend alongside of the arena and around the corner to center.
4. Stop, side pass right
5. 360 degree turn each direction (either way 1st)
6. Walk.
7. Trot.
8. Lope left lead
9. Extend the lope
10. Change leads (simple or flying)
11. Collect to the lope
12. Extend trot
13. Stop and back

<b>Walk</b>	-----
<b>Jog</b>	- - - - -
<b>Extended Jog</b>	— — — — —
<b>Lope</b>	
<b>Lead Change</b>	///
<b>Back</b>	←←←←←
<b>Marker</b>	Ⓚ

# WESTERN HORSEMANSHIP (SENIOR & INTERMEDIATE)

www.HorseShowPatterns.com

www.HorseShowPatterns.com



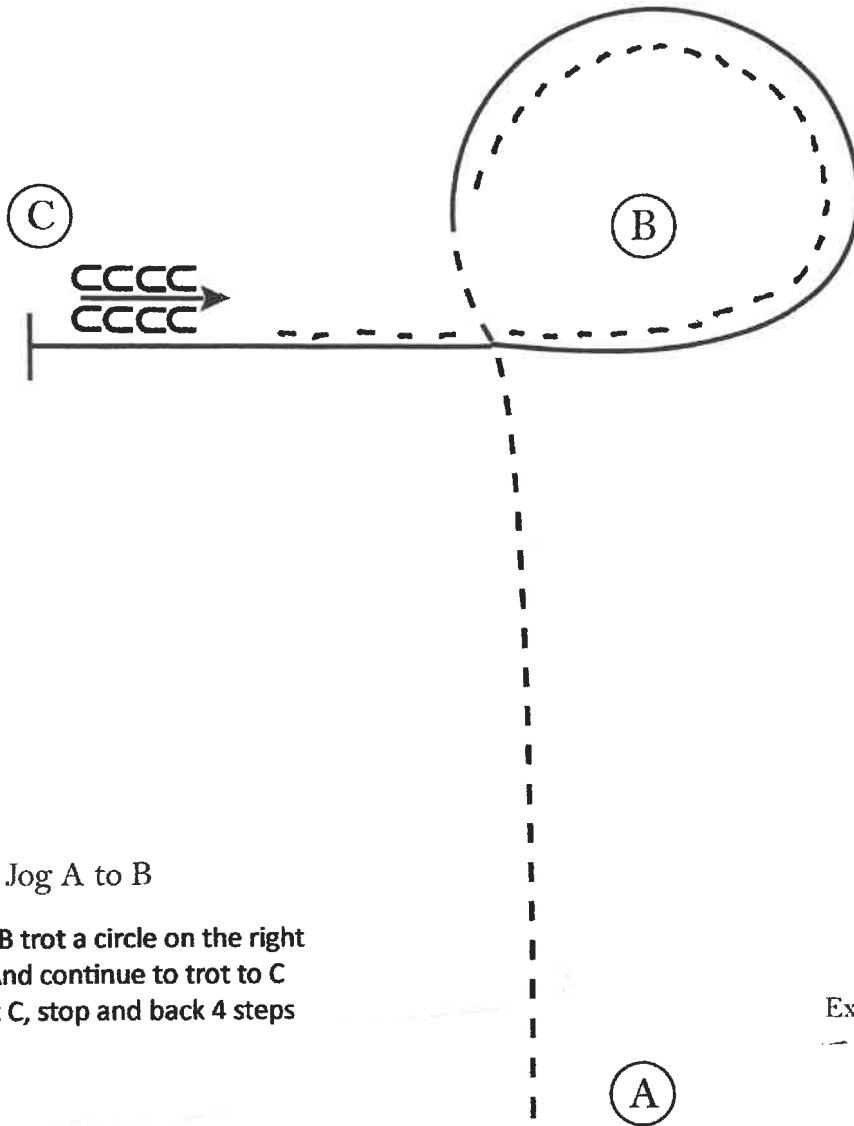
1. Jog A to B
2. At B perform a 90 degree turn to the right
3. Lope a circle around B on the left lead
4. At B jog to A
5. Stop at A.
6. **Back 4 Steps**

Walk	-----
Jog	- - - - -
Extended Jog	—————
Lope	—————
Leg Yield	
Lead Change	↘
Back	←←←←←
Marker	(B)
Sidepass	→- - - -

# WESTERN HORSEMANSHIP (JUNIOR)

www.HorseShowPatterns.com

www.HorseShowPatterns.com



1. Jog A to B  
 At B trot a circle on the right  
 And continue to trot to C  
 At C, stop and back 4 steps

Walk .....  
 Jog - - - - -  
 Extended Jog ———

Back ← C C C C C C  
 Marker (B)  
 Sidepass ← - - - - - →