

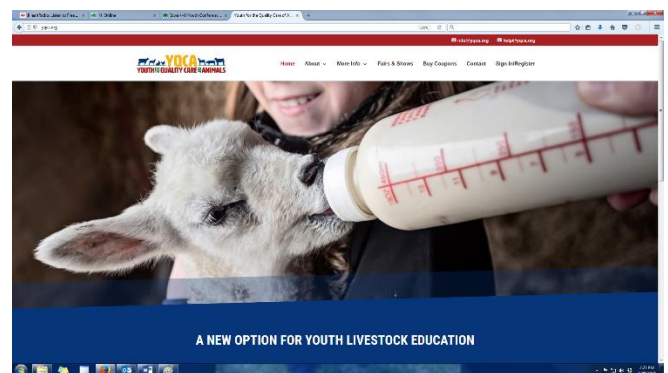


This YQCA online learning experience was created by a collection of livestock and 4-H specialists from across the Midwest to continue Iowa 4-H's invested commitment to teaching youth to produce safe and quality food for consumption. This training is designed to help prepare 4-Hers to be a young producers in the animal agriculture industry. 4-Hers produce 17 million pounds of meat a year through their 4-H projects, and so two important goals of this program is to be help youth raise animals in a healthy and safe environment which will then produce the safest food possible for our world.

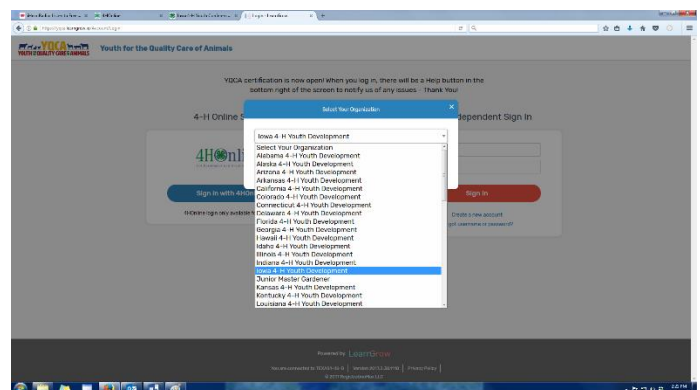
All beef, bucket bottle, swine, sheep, dairy cattle, dairy goat, meat goat, rabbit, and poultry exhibitors are **REQUIRED** to be YQCA certified to exhibit at the county fair and State Fair. Certification must be complete by June 1 and is good for one calendar year. **For 2019, past certification through FSQA senior testing is still honored.**

Please contact the Extension Office, 319-653-4811, with any questions.

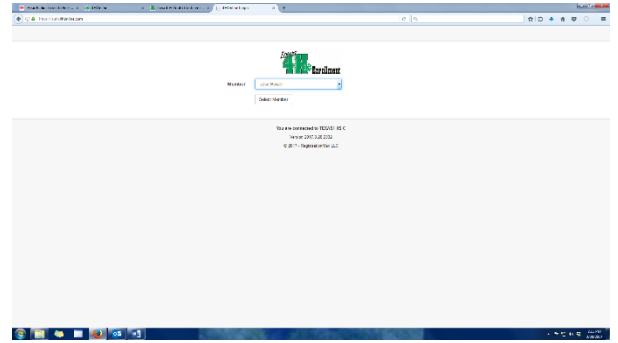
1. Go to [yqca.org](http://yqca.org)  
4-H members will login with their 4hOnline credentials. IF YOU DO NOT KNOW THIS, contact the Extension Office. FFA or other non-4-H members need to create a new login username and password.
2. Upper right hand corner click in sign in/register. This feature does allow you to start and stop the training and have your place in the program to be saved until you log in again.



3. **4-H'ers click on blue bar "sign in with 4honline"**
4. Then select Iowa 4-H Youth Development

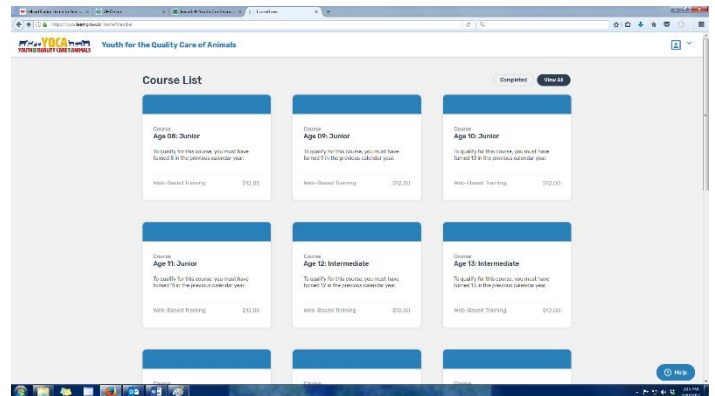


5. Log in with your 4honline log-in and password.
6. Families with multiple children, select which child will be training. Only one child may train at a time.
7. Electronically sign consent twice for your child to take the online class. Select what class your child will be taking based on their current age. Every class says what age group it corresponds to.



- a. Example – To qualify for this course you must have turned 8 in the previous calendar year.

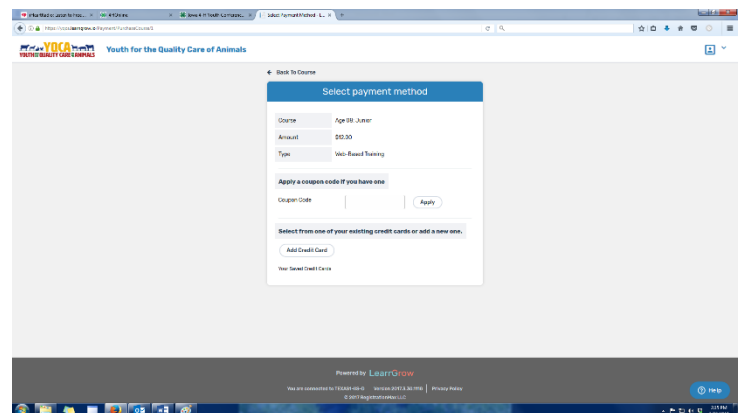
8. Click on the corresponding course
9. In the upper right corner you will have to click “Purchase Course” in red. As you progress through 4-H/FFA, you will continue on through the courses. This account will follow you through your career.



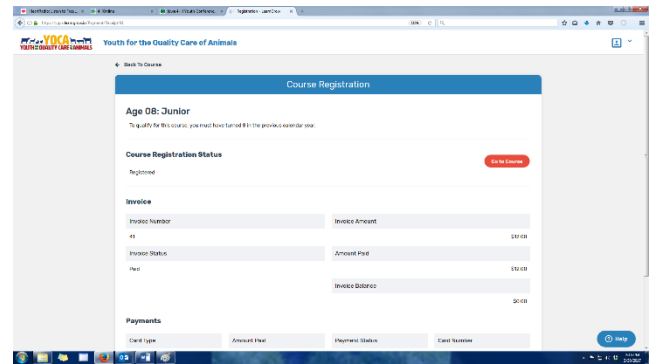
10. Select your payment method \$12 per course.
  - a. Call the Extension Office to receive a special code for the \$12 coupon which allows you to take this for free. This is sponsored by the Washington County Cattlemen and the Washington County Spring Preview Cattle Show.

OR


- b. Pay by credit card at time of course.



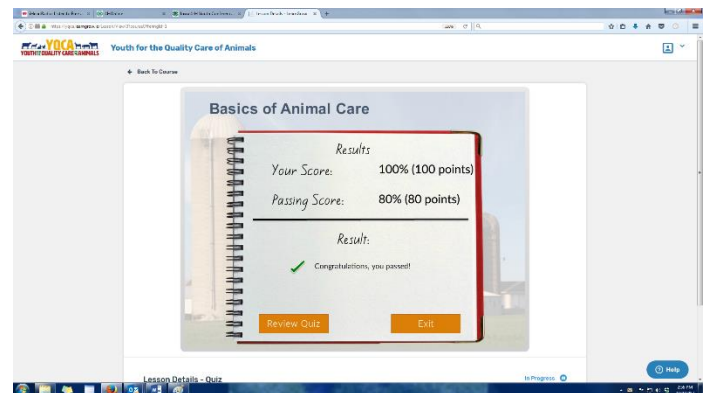
11. You will then click go to course in red.
12. Go through a knowledge builder and a skills lab for each of the three topics.
13. Both the knowledge builder and skills lab are interactive. Follow the instructions carefully and click through the presentations.



14. Following each skills lab is a quiz. The member is required to pass the quiz with an 80%
  - a. If you don't pass. You must wait one hour and try again.



15. Once all three quizzes are complete there will be a red bar at the top of the page that reads "Print Certificate"
16. Print your Certificate for your records!



17. **AND because there can be technology errors at times or delay with the system, we strongly encourage you to take a picture or print an extra copy for the Extension Office of your completion screen so it can be confirmed in 4hOnline as done. You can send that directly to Amy Green at [amygreen@iastate.edu](mailto:amygreen@iastate.edu) or mail it to Washington County Extension Office, 2223 250<sup>th</sup>, Washington, Iowa 52353. AND storing the print out in your record book is smart for your future records as well!**