




2018 4H beginners rally
 Excellent (Regular)
 3014, Sunday, June 24, 2018



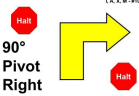
Unnumbered Station, Sign 1, *Start*: Indicates the beginning of the course. Dog does not have to be sitting at start.




Station 1, Sign 103, *Send Over Jump - Handler Passes By* The dog must clear the jump on the first attempt, in the proper direction without stopping, while the handler passes by without stopping.




Station 2, Sign 11, *360 Right*: While heeling, the dog and handler make a tight 360° turn to the right




Station 3, Sign 106, *Halt - 90 Degree Pivot Right - Halt*: While heeling, the handler halts and the dog sits. The dog and handler pivot 90° to the right together and the dog sits in heel position. (Stationary)




Station 4, Sign 24, *Serpentine Weave Once* This sign requires four pylons placed in a straight line with spaces between them of approximately 6 - 8 feet. The dog and handler will enter into the weave with the first pylon on their left side. They must complete the entire weave once.




Station 5, Sign 10, *270 Left* While heeling, the dog and handler make a tight 270° turn to the left




Station 6, Sign 211, *Double Left About Turn* While heeling, the handler will make an about turn to the left, while at the same time the dog must move around the handler to the right and into heel position. The handler will take two or three steps before the dog and handler complete the left about turn a second time




Station 7, Sign 26, *Call Front - 1, 2, 3 Steps Backward - Forward* While heeling, the handler stops forward motion and calls the dog to front. The handler may take several steps backward. The dog must come and sit in front. The handler takes one step backward and halts The dog must move with the handler and sit in front as the handler halts. The handler takes two steps backward and halts The dog must move with the handler and sit in front as the handler halts. The handler takes three steps backward and halts The dog must move with the handler and sit in front as the handler halts. The handler may command/signal the dog to finish. As the dog clears the handler's path, the handler will heel forward before the dog returns to heel position. (Stationary)



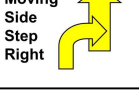
Station 8, Sign 29, *Left About Turn* While heeling, the handler will make an about turn to the left, while at the same time the dog must move around the handler to the right and into heel position.



Station 9, Sign 118, *Halt - Leave 2 Steps - Call to Heel - Forward* While heeling, the handler halts and the dog sits. The dog must stay while the handler takes two steps forward and pauses. The handler begins to heel forward and commands the dog to heel. The dog must speed up noticeably to return to heel position. (Stationary)




Station 10, Sign 117, *Halt - Pivot Left - Forward* While heeling, the handler halts and the dog sits. The dog and handler pivot 90° to the left together and heel forward. (Stationary)



Station 11, Sign 20, *Moving Side-Step Right*: While heeling, the handler takes one step to the right, leading with the right foot and continues heeling along the newly established line. The dog moves with the handler. This sign will be placed directly in line of the team's path requiring the handler and dog to sidestep to the right to pass the sign.



Station 12, Sign 6, *Left Turn* 90° turn to the left.




Station 13, Sign 13, *Call Front - Finish Right - Forward* While heeling, the handler stops forward motion and calls the dog to front. The handler may take several steps backward. The dog must come and sit in front. Without the handler moving their feet, the dog must finish to the right. As the dog clears the handler's path, the handler will heel forward before the dog returns to heel position. (Stationary)

2018 4H beginners rally

Excellent (Regular)

3014, Sunday, June 24, 2018



Station 14, Sign 210, *Send to Jump* At the sign the dog must leave the handler to jump. The dog must clear the jump on the first attempt, in the proper direction without stopping. The handler must remain at least 3 feet away from the jump and may not pass the jump until the dog has returned to heel position. (See Chapter 2, Section 23)

270°
Right



Station 15, Sign 9, *270 Right* While heeling, the dog and handler make a tight 270° turn to the right.



Unnumbered Station, Sign 2, *Finish* Indicates the end of the course - timing stops when both handler and dog reach the finish line.



Station 16, Sign 298, *Sit Stay* The dog must remain in the sit position while the handler gets the leash, walks around behind the dog to return to heel position and until the judge says "Exercise Finished." (See Chapter 2, Section 23)