
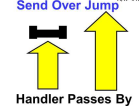

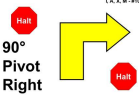



2018 4H beginners rally
 Advanced (Regular)
 3013, Wednesday, July 25, 2018


 **Unnumbered Station, Sign 1, Start:** Indicates the beginning of the course. Dog does not have to be sitting at start.


 **Station 1, Sign 103, Send Over Jump - Handler Passes By** The dog must clear the jump on the first attempt, in the proper direction without stopping, while the handler passes by without stopping.


 **Station 2, Sign 11, 360 Right:** While heeling, the dog and handler make a tight 360° turn to the right


 **Station 3, Sign 106, Halt - 90 Degree Pivot Right - Halt:** While heeling, the handler halts and the dog sits. The dog and handler pivot 90° to the right together and the dog sits in heel position. (Stationary)


 **Station 4, Sign 24, Serpentine Weave Once** This sign requires four pylons placed in a straight line with spaces between them of approximately 6 - 8 feet. The dog and handler will enter into the weave with the first pylon on their left side. They must complete the entire weave once.

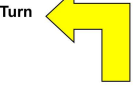
 **Station 5, Sign 10, 270 Left:** While heeling, the dog and handler make a tight 270° turn to the left


 **Station 6, Sign 25, Halt - 1, 2 and 3 Steps** While heeling, the handler halts and the dog sits in heel position. The handler takes one step forward, halts and the dog sits in heel position. The handler takes two steps forward, halts and the dog sits in heel position and then three steps forward, halts and the dog sits in heel position. The dog moves with the handler each time. (Stationary)


 **Station 7, Sign 29, Left About Turn** While heeling, the handler will make an about turn to the left, while at the same time the dog must move around the handler to the right and into heel position.


 **Station 8, Sign 35, Call Front - Return to Heel:** While heeling, the handler stops forward motion and may command/signal the dog to front. The handler may take several steps backward. The dog must come and sits in front. The dog must stay while the handler walks around behind the dog to return to heel position. The handler must pause before heeling forward. (Stationary)

 **Station 9, Sign 117, Halt - Pivot Left - Forward** While heeling, the handler halts and the dog sits. The dog and handler pivot 90° to the left together and heel forward. (Stationary)

 **Station 10, Sign 6, Left Turn** 90° turn to the left.

 **Station 11, Sign 13, Call Front - Finish Right - Forward** While heeling, the handler stops forward motion and calls the dog to front. The handler may take several steps backward. The dog must come and sit in front. Without the handler moving their feet, the dog must finish to the right. As the dog clears the handler's path, the handler will heel forward before the dog returns to heel position. (Stationary)

 **Station 12, Sign 20, Moving Side-Step Right:** While heeling, the handler takes one step to the right, leading with the right foot and continues heeling along the newly established line. The dog moves with the handler. This sign will be placed directly in line of the team's path requiring the handler and dog to sidestep to the right to pass the sign.

 **Station 13, Sign 9, 270 Right:** While heeling, the dog and handler make a tight 270° turn to the right

2018 4H beginners rally
Advanced (Regular)
3013, Wednesday, July 25, 2018



Station 14, Sign 118, *Halt - Leave 2 Steps - Call to Heel - Forward* While heeling, **the handler halts and the dog sits. The dog must stay while the handler takes two steps forward and pauses.** The handler begins to heel forward and commands the dog to heel. **The dog must speed up noticeably** to return to heel position. (Stationary)



Unnumbered Station, Sign 2, *Finish*: Indicates the end of the course - timing stops when both handler and dog reach the finish line.