






2018 4H beginners rally
Novice (Regular)
3012, Sunday, June 24, 2018


 **Unnumbered Station, Sign 1, *Start*:** Indicates the beginning of the course. Dog does not have to be sitting at start.

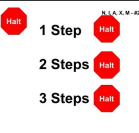
 **Station 1, Sign 28, *Halt - Fast Forward from Sit*:** While heeling, **the handler halts and the dog sits** in heel position. **The dog and handler** then heel forward **at a fast pace**. This must be followed by a normal pace sign. (Stationary)


 **Station 2, Sign 19, *Normal Pace*** **Dog and handler walk briskly** This station can only be used after a slow or fast pace sign.


 **Station 3, Sign 5, *Right Turn*** **90° turn to the right**


 **Station 4, Sign 24, *Serpentine Weave Once*** This sign requires four pylons placed in a straight line with spaces between them of approximately 6 - 8 feet. **The dog and handler will enter into the weave with the first pylon on their left side. They must complete the entire weave once.**


 **Station 5, Sign 10, *270 Left*** While heeling, **the dog and handler make a tight 270° turn to the left**.


 **Station 6, Sign 25, *Halt - 1, 2 and 3 Steps*** While heeling, **the handler halts and the dog sits** in heel position. **The handler takes one step forward, halts and the dog sits** in heel position. **The handler takes two steps forward, halts and the dog sits** in heel position and then **three steps forward, halts and the dog sits** in heel position. The dog moves with the handler each time. (Stationary)


 **Station 7, Sign 8, *About "U" Turn*** **180° turn to the left**.


 **Station 8, Sign 6, *Left Turn*** **90° turn to the left**

 **Station 9, Sign 31, *Halt, = - Down - Walk Around*** While heeling, **the handler halts and dog sits** in heel position. **The dog must then down and stay while the handler walks around behind the dog, returns** to heel position **and pauses** The dog and handler then heel forward. (Stationary)

 **Station 10, Sign 6, *Left Turn*** **90° turn to the left**

 **Station 11, Sign 20, *Moving Side-Step Right*:** While heeling, **the handler takes one step to the right, leading with the right foot**, and continues heeling along the newly established line. **The dog moves with the handler**. This sign will be placed directly in line of the team's path requiring the handler and dog to sidestep to the right to pass the sign.

 **Station 12, Sign 9, *270 Right*:** While heeling, **the dog and handler make a tight 270° turn to the right**

 **Unnumbered Station, Sign 2, *Finish*:** Indicates the end of the course - timing stops when both handler and dog reach the finish line.