

# Tama County 4-H

## June 2021



Jenny Hulme, *County Youth Coordinator*

[jhulme@iastate.edu](mailto:jhulme@iastate.edu)

641-484-2703

[www.extension.iastate.edu/tama/4h](http://www.extension.iastate.edu/tama/4h)



ISU Extension and Outreach/4-H Tama County

**We continue to take serving Iowans seriously, which is why we are prioritizing the health and safety of our community and staff.**

**If you have experienced a cough or fever in the last 24 hours (or any of the COVID19 Symptoms as stated by CDC) please do not attend 4-H meetings or events.**

**Thank you for understanding!**

## June 15

### Tama Co Fair Entry Deadline



In May—all 4-H families received a fair book with a fair entry form for each member. \*\*If you did not receive your book, reach out to your Club leader.

**This form must be completed and turned into the Tama County Extension and Outreach Office by 4:30 p.m. on Tuesday, June 15th or postmarked June 15th.**

This is the form to sign up for the classes you want to enter at the fair. Only these entries will be allowed at the fair. Make sure to make an entry for each animal and each exhibit.

Example—you are bringing 2 photos...enter the photo class two times and pay \$2.00.

Need help deciding what class to enter? Think about your goal! Contact the office if you need help. Extension Office is open 8 am to 4:30 pm Monday thru Friday AND on Wednesday Jenny is in the office until 6 pm all June.

Clover kids—check out the section of classes just for you! Starting on page 99. Clover Kids must complete the entry form as well - no fee for Clover Kids.

4-H and FFA members—use separate entry forms

**June 15 is the deadline—there are no exceptions to this rule!**



IOWA STATE UNIVERSITY  
Extension and Outreach

# Youth for the Quality Care of Animals—DUE



**YQCA TRAINING (Youth for the Quality Care of Animals)**

Required for 4-H members who will be exhibiting at the Tama County Fair & Iowa State Fair.

Swine, Beef, Dairy, Sheep, Goat, poultry, rabbit (includes all 4-H bottle animals)

This training must be completed by June 15, 2021.

**Online** (cost is \$12) Complete on your own time and in the comfort of your home and own device. Or you can contact the Extension Office to use one of their devices.

<https://yqca.learngrow.io/Account/Login>

*The fee goes to the YQCA program, not Tama County Extension.*

## Sheep & Goat Workshop—June 26


Tama County Fair Superintendents Becky Posusta (Goat) and Haley Princehouse (Sheep) will be leading a goat and sheep workshop on June 26—10 am to noon at the Fairgrounds.

Come and learn basic care of your animals and show tips! Clover Kids are welcome to attend, but must have an adult with them.

## 4-H members exhibiting Bottle Animals

Part of exhibiting bottle calves, lambs and goats includes the completion of a booklet as well as an interview (at the fair—schedule to be mailed prior to the fair).

Booklets are available online or at the Extension Office. It will not be sent to you—pick it up today!



**Horse Rule—All 4-H and FFA horse exhibitors must attend an educational meeting (provided by the horse committee) before exhibiting at the 2021 Tama County Fair.** (See page 46 #4 in the fair book).

This meeting is to go over the health and care of horses, the care and proper use of tack, class rules and more. This year will also include a skillathon!

This is for ALL horse exhibitors. Mark your calendars now to be sure you make this requirement.

Contact the Extension Office immediately if these dates do not work.

Dates are Tuesday, June 15 at 7 pm OR Tuesday, June 22 at 7 pm.

Both sessions at the fairgrounds.



# Tama County Fair

## Fair Challenge “Recycle, Rescue, Restore or Reuse

Are you working on this? Team up and work as a group or club, work all by yourself, or invite someone in your communities to get involved. All 4-H Clubs and FFA Chapters are encouraged to create a club/chapter entry. Take any old item and create something new! All challenge entries will be auctioned off at the Tama County Fair Opening on Tuesday

*This challenge is sponsored by the Tama County Livestock and Fair Association.*



## New things at the Tama County Fair!!!!

There are some new and exciting things to see and do at the 2021 Tama County Fair!!

### Kiddie Tractor Pull

County Council is sponsoring a Kiddie Tractor Pull! Date, location and rules to be shared in the July newsletter!

### Carnival

We may not have held our annual Winter Carnival— but why not hold it in July!!! The State Bank of Toledo is sponsoring FREE carnival of games to follow Fun Night on Saturday, July 17th (7-9pm).



In addition to the games, County Council will be organizing a volleyball tournament as well as yard games.

If anyone has games that they would be willing to share with us that evening, please contact Jenny at the Extension Office.

Be prepared Saturday night to have a huge night of Fun!

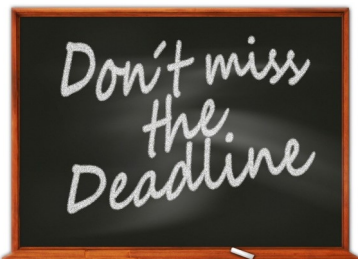


### Hypnotist

There will not be a fair dance this year at the Tama County Fair. Instead, the Tama County Livestock and Fair Association has a tremendous new entertainment event planned for Friday, July 16th—a hypnotist!!

They will be looking for both adults and youth to participate (there are age requirements and a waiver must be completed before participating). More information to come.

# Iowa State Fair—August 12-22, 2021



## 2021 State Fair 4-H Livestock Entry

Entry Deadline: July 1 @ 11:59 pm!!

Taking animals to the Iowa State Fair? All 4-H livestock exhibitors will make entry online through the Fair Entry System. This includes payment. <https://iowastatefair4hlivestock.fairentry.com>

Sign in with 4honline! A help sheet is available on our website <https://www.extension.iastate.edu/tama/4h>

## Volunteers needed at the Iowa State Fair

The Iowa State Fair is seeking volunteers for Little Hands on the Farm and the Have You Herd program.

Little Hands on the Farm teaches children ages 2-10 about agriculture in a fun and interactive way. Any group may volunteer, and admission to the fair, parking and a t-shirt are included for the 4-hour commitment.

As a Have You Herd presenter, youth exhibitors are invited to give live animal demonstrations about raising and showing sheep, swine, beef, dairy, goats and rabbits. Youth must be a fair exhibitor. Demonstrations will be about 30 minutes. Admission to the fair is included, along with a t-shirt and gift. Contact Emily Wynn at 515-401-1544 or [ewynn@iastatefair.org](mailto:ewynn@iastatefair.org) for more information.

## \$10 Meal Challenge

Planning, shopping and preparing a nutritious meal is an important life skill. A new class in the fair book is Class 10490 \$10 Meal Challenge.

This challenge encourages participants to explore the different sections of a grocery store and consider a variety of money saving strategies to plan a nutritious meal while sticking to a budget.

Create a balanced, nutritious meal for a family of four (4) that includes the recommended serving size of food from each of the five food groups totaling \$10 or less! See more information on page 87 of the Tama County Fairbook.



**Want help?** Grocery Story Tour Virtual Workshops! Join this 1-hour workshop to learn more about money saving strategies and practice planning a meal for under \$10. Poster challenge tips and challenge guidelines will be reviewed. Registration is required. Contact the Extension Office for the link.

Thursday, June 3, 6:30 – 7:30 pm

Sunday, June 6, 6:30 – 7:30 pm

Tuesday, June 8, 5:00 – 6:00 pm



IOWA STATE UNIVERSITY  
Extension and Outreach

As you work on exhibits.....keep these things in mind....

## READ RULES!!!!

Beginning on page 68 are the non-livestock rules. Make sure to read those and all rules specific to your class.

\*\*Exhibits that do not comply with the class description, size guidelines, copyright, safety and approved methods will be disqualified and not put on public display.



**Copy Right**

**Pinterest**



It is the responsibility of the 4-H member to be aware of copyright/trademark regulations when developing their fair exhibits. Pinterest is very popular—but the original contributor and site must be cited. Go back as far as you can to cite the original contributor.

More information on how to receive permission and find a Pinterest source is found under fair information: <http://www.extension.iastate.edu/tama/4h>. Anyone not following copyright rules, will be disqualified at the Tama County Fair! Be prepared and careful!



## Safety in Exhibits

As you work on your exhibits, think safety. Remember safety glasses, ear protection and more. Keep your work area clean while you are baking. Show your hair tied up and washing your hands!

Show that in your write ups by using pictures and telling your story.

**Do you think there is safety to think about in photography? YES!**

- \* Railroad tracks are considered unsafe and trespassing! Railroad tracks are private property.
- \* Do not take pictures while on or near a railroad track.
- \* If a judge determines that an exhibit is not safe, then it can be disqualified and not allowed to be put on public display.



## Club Booth Contest! “Quest to Be Your Best”

Get creative! Show off your club! Club booths will be judged on Wednesday, July 14 at 11:00 am.

Club booths are judged on: Appearance (neat, clean and attractive), Identification (club name is obvious), Theme (is followed), Activities (display of the club activities) and Resources (effectively uses club resources).

Clubs will have two hours to set up on Sat July 10 following fair clean up. There will be no decorating on Monday evening as judging will be taking place. Clubs will have all day Tuesday to finish their booths.

Awards will be given to the top 3 clubs!



## Set your goals for fair exhibits...What is your goal? Think

about this question as you decide what class to enter your exhibits in.

\*\*\*A written explanation, audio recording or video recording is to be included as part of each exhibit.

Be sure as you work on your exhibits to answer the following 3 questions in your write-up:

1. What did you plan to learn or do? (What was your exhibit goal?)
2. What steps did you take to learn or do this?

3. What were the most important things you learned?

- Use the following chart and other resources to help you with letter size for posters and displays:

## Making a poster for the fair?

Do you know that there are suggestions for size of letters.

Check out this document for help in creating your posters!

<https://www.extension.iastate.edu/4hfiles/projects/hotsheets/PosterTipSheet.pdf>

### Minimum Letter Heights for Posters and Charts

**Reading Distance:**                      **20 ft. or 6 m**                      **10 ft. or 3 m.**

LARGE:    2 1/2 in. or 6.4 cm                      1 in. or 2.5 cm

EASY TO READ:                                      1 1/2 in. or 3.8 cm                      3/4 in. or 1.9 cm

FAIRLY EASY TO READ:                              3/4 in. or 1.9 cm                      1/2 in. or 1.3 cm

POSSIBLE TO READ:                              1/2 in. or 1.3 cm                      1/4 in. or .6 cm

CANNOT BE READ                              1/4 in. or .6 cm                      3/16 in. or .4 cm

Taken from: *Training for More Effective Communications*, a publication of the California State Polytechnic College, San Luis Obispo, California.

## Fair Help

Remember to check out our website!

<https://www.extension.iastate.edu/tama/4h>

There are boxes of information filled with all that you need for the Tama County Fair and Tama County 4-H.

### Please check out the Fair Information!

Included is the fair book, bottle animals, drug affidavits, photography labels, food and nutrition information and more.

If you wish that something was on the website or easier to find, we welcome your suggestions.

4-H Information for Tama County		
Check out the upcoming 4-H events box for new events		
Helpful 4-H resources:		
4-H Enrollment Information	Upcoming 4-H Events	County Council Application Form
Clothing & Communications Day	Fair Information	Medical Release Forms
Monthly Newsletters	Recordkeeping & Project Awards	Scholarship & Grant Opportunities
Project Help Sheets	Animal verification instructions	Senior Spotlight form
Officer information	Feeder Pen	Weigh-in
Tama County 4-H Clubs	Garden Tour	Volunteer information

NEW! Tama County 4-H new member brochure



Have an extra pot of flowers?

Bring them to the fair!!!

Flowers are a beautiful addition to our fair—so please bring some along.

You can place them anywhere throughout the fair grounds—by buildings or by animals (just make sure they can't eat them).

And make sure you take them home!!



IOWA STATE UNIVERSITY  
Extension and Outreach



## Tips for the fair!

Check out these resources found on the Volunteer Resources webpage  
<https://www.extension.iastate.edu/4h/volunteerresources>.

From the Volunteer Resources webpage, under “Leader Resources” you will find “Preparing Youth for the Fair,” this resource is beneficial to all audiences, volunteers, youth, and families, as youth prepare for the fair and includes the three questions all 4-H’ers should be prepared to answer regarding their exhibit!

Also, under “Leader Resources,” you can find “The Exhibit Judging Experience.” For this resource we interviewed an experienced exhibit judge for their insight into the judging process. As volunteers you can use this information to help youth prepare for the fair.

Finally, an important resource that is newly updated, also under “Leader Resources,” is the “Goal Centered Learning” resource. This resource helps both volunteers and youth understand the relationship between the 4-H project areas, goals, exhibits, and evaluation when a 4-H’er chooses to exhibit at a County Fair.




## More tips for the fair!

Check out this website for tip sheets on project areas. Includes Tips on what the judge is looking for! Gives tips on creating posters and more! Check it out!  
<https://www.extension.iastate.edu/4h/exhibit-tip-sheets>

## Food and Nutrition

Make sure to read the document “Foods for Iowa 4-H Fairs—Quick Reference Guide”

Plan ahead for a successful fair experience. Use these guidelines to help select an acceptable product for exhibit, find an approved recipe source, and identify the appropriate preparation method.





Tama County Extension and  
Outreach Office  
203 W. High Street  
P. O. Box 308  
Toledo, IA 52342-0308

PRESORTED  
STD MAIL  
U.S. POSTAGE PAID  
Toledo, Ia  
PERMIT NO.308

Return Service Requested

## IOWA CONCERN *hotline*

Stress counseling, legal  
education, financial concerns

**800-447-1985**



**ANSWER  
LINE**

*Information and resources  
for consumers with home  
and family questions*



[www.extension.iastate.edu/answerline](http://www.extension.iastate.edu/answerline)

1-800-262-3804 | Local: (515) 296-5883 | [answer@iastate.edu](mailto:answer@iastate.edu)

**COVID-19 Statement:** We are prioritizing the health and safety of Iowans and are following the most current federal, state, local, and university COVID-19 guidelines. Visit <https://www.extension.iastate.edu/vp/open-iowa> to learn our protocols to keep Iowans healthy and safe. Participants are strongly encouraged to wear a cloth face covering when in the presence of others and unable to maintain a six-foot physical distance.

**Event cost refund policy:** Full refunds will be issued if an event is cancelled. NO refund will be given for participants who cancel less than 48 hours in advance or don't show up. Please see event registration pages for more event-specific restrictions.

**Fees Statement:** The fees for services will be used to offset direct expenses and to support the 4-H Youth Development County Extension Program.

**Justice Statement:** This institution is an equal opportunity provider. For the full non-discrimination statement or accommodation inquiries, go to [www.extension.iastate.edu/diversity/ext](http://www.extension.iastate.edu/diversity/ext).