

Horse & Pony Guidelines

General Guidelines:

We ask that the exhibitors treat this as they would a live show and wear an approved 4-H/FFA shirt (or a plain white shirt). Livestock exhibitors should be in jeans and wearing closed toed shoes.

Video Requirements:

- ♦ **The exhibitor must be in the video.**
- ♦ **Try not to zoom in or out and must be a continuous video outside, in a well lit area.**
- ♦ **Be aware of your surroundings, try to choose some place with limited distractions in the background.**
- ♦ **Keep videos under 2 minutes.**
- ♦ **Make sure the full animal stays in frame.**
- ♦ **See attached patterns and instructions for each class. Please note the camera placement for your person recording your entry for you.**

[Halter Video Example](#)

[Horsemanship Video Example](#)


[Western Pleasure Video Example](#)

[English Pleasure Video Example](#)

Helpful How To's:

How to Submit a Livestock Exhibit Entry in FairEntry [PDF](#) | [VIDEO](#)

How to upload a video to YouTube [PDF](#) | [VIDEO](#)



Horse & Pony Classes

HALTER DIVISION An exhibitor may show one (1) animal in a division.

Junior Equine Halter (any breed except pony types)

◆ 2621 Junior Equine Foal through 2 years Champion ribbon; Reserve

Pony Halter (pony types under 14.1, all ages)

◆ 2622 Pony Halter Champion ribbon; Reserve

3—5 yr old Equine Halter

◆ 2624 Senior Equine Champion ribbon; Reserve

Sr. 6 years & older (All Equine, except pony)

◆ 2626 Senior Equine Champion ribbon; Reserve

Grand Champion Equine Of Halter ALL equine Champion and Reserve winners compete

SHOWMANSHIP Showmanship is strongly encouraged but not required. It is judged on the Showman and their ability to maneuver the equine through a precise pattern. Horse and Pony Showmanship: See guidelines in “A Guide for 4-H Equine Shows in Iowa.” Showmanship classes are open to all participants and are split by age/grade division within 4-H.

◆ 2640 Senior Showmanship Champion ribbon; Reserve Exhibitors have competed grades 8-12

◆ 2644 Junior Showmanship Champion ribbon; Reserve Exhibitors have completed grades 4-7

PERFORMANCE CLASSES HELMET IS REQUIRED AT ALL TIMES WHILE ON HORSEBACK NO CHAPS ALLOWED

2650 Costume Class (Helmets & Boots required) Champion ribbon; Reserve

2651 Walk Trot Class - Sr Champion ribbon, Reserve

2652 Walk Trot Class - Jr Champion ribbon; Reserve

2653 Junior Snaffle Bit-Walk Trot Champion ribbon; Reserve (5 yr old & under horse or pony)

2654 Western Horse Pleasure – Sr (horses only) Champion ribbon; Reserve

2655 Western Horse Pleasure – Jr (horses only) Champion ribbon; Reserve

2656 Pony Pleasure (Optional tack) Champion ribbon, Reserve (can not enter Western Horse Pleasure)

2657 Ranch Type Pleasure – Sr (horse or pony) Champion ribbon, Reserve

2658 Ranch Type Pleasure – Jr (horse or pony) Champion ribbon, Reserve

2660 Horsemanship – Sr Champion ribbon; Reserve 2661 Horsemanship – Jr Champion ribbon; Reserve


2662 Bareback Walk Trot – Sr Champion ribbon; Reserve

2663 Bareback Walk Trot - Jr Champion ribbon; Reserve

2664 Bareback Pleasure – All Ages Champion ribbon; Reserve

2665 English Pleasure – Sr Champion ribbon; Reserve

2667 English Pleasure – Jr Champion ribbon; Reserve



Horse & Pony Classes

Judge: Ashley Hansen

All entries must be completed and submitted in [Fair Entry](#) by Monday, July 27th at 11:59 p.m. Results for the Horse & Pony show will be released by August 8th.

HALTER

Please follow the same pattern as this [video](#)

SHOWMANSHIP

See the patterns attached for each grade

ENGLISH PLEASURE, HORSE OR PONY UNDER ENGLISH EQUIPMENT

Please follow a similar pattern as the [video](#) above. Walk for at least 10 seconds, trot for at least 20 seconds, lope for at least 20 seconds, walk for at least 10 seconds, reverse and walk on and do the same routine for the opposite direction.

WESTERN & RANCH PLEASURE

Please follow a similar pattern as the [video](#) above. Walk for at least 10 seconds, trot for at least 20 seconds, lope for at least 20 seconds, walk for at least 10 seconds, reverse and walk on and do the same routine for the opposite direction.

WALK TROT

Similar to the pleasure classes, please walk for at least 10 seconds, trot for at least 25 seconds, turn and walk on and do the same routine on the opposite side

HORSEMANSHIP


See the patterns attached for each grade

Helpful How To's:

- ◆ **How to upload a video to YouTube** [PDF](#) | [VIDEO](#)
- ◆ **How to Submit a Livestock Exhibit Entry in FairEntry** [PDF](#) | [VIDEO](#)

Important Info:

- ◆ **Fairbook Link:** <https://www.extension.iastate.edu/scott/sites/www.extension.iastate.edu/files/scott/Official%20Livestock%20Fairbook%202020.pdf>
- ◆ **FairEntry Link:** <http://mississippivalleyfair4h.fairentry.com/>
- ◆ **Questions– Contact Emily Lyon** ejlyon@iastate.edu



Showmanship Instructions

Showmanship, 4th—7th grades, Horse or Pony

www.HorseShowPatterns.com

Be ready at A.

1. Walk halfway to B.
2. Trot to and around B as shown.
3. Walk to judge and set up for inspection.
4. Perform a 90 degree turn and trot away.

Follow the instructions of your ring steward.

Walk -----
Trot - - - - -
Back ←=====


Marker (B)
Judge (J)

www.HorseShowPatterns.com

[SII_7]

Pattern Provided by:

Ashley Hansen



Showmanship Instructions

Showmanship, 8th—12th grades, Horse or Pony

www.HorseShowPatterns.com

www.HorseShowPatterns.com

Be ready at A.

1. Walk halfway to B.
2. Trot to and around B as shown.
3. Stop when just past B. Perform a 360 degree turn.
4. Walk to judge and set up for inspection.
5. When dismissed, back one horse length.
6. Perform a 90 degree turn and trot away.


Follow the instructions of your ring steward.

Walk	-----
Trot	-----
Back	←←←←←
Marker	(B)
Judge	(J)

ISII 71

Pattern Provided By:

Ashley Hansen



Horsemanship Instructions

Horsemanship, 4th—7th grades, Horse or Pony


Be ready at A.

1. Extended jog from A to B.
2. Stop past B and execute a 270 degree turn to the right.
3. Jog from B around C.
4. Lope on the left lead from C to D.
5. Stop at D and back one horse length.

Walk	-----
Jog	-----
Extended Jog	-----
Lope	-----
Leg Yield	
Lead Change	↙↘
Back	← 3333
Marker	⊙ B
Sidepass	← ← ←

Pattern Provided By:

Ashley Hansen



Horsemanship Instructions

Horsemanship, 8th—12th grades, Horse or Pony


Be ready at A.

1. Jog A to B.
2. Jog a circle around B.
3. At B, lope on the right lead to C.
4. Lope a circle around C.
5. At C, perform a simple lead change and continue to D.
6. At D, stop and back one horse length.

Follow the instructions of your ring steward.

Walk	-----
Jog	- - - - -
Extended Jog	- - - - -
Lope	—————
Leg Yield	
Lead Change	↘
Back	←←←←←
Marker	(B)
Sidepass	←←←←←

Pattern Provided By:



Other Project Area Ideas

Some fun ideas to expand your learning in the Horse & Pony Project Area that can also be static exhibits:

♦ **Communication**

- ♦ **Present about the parts of a horse.**
- ♦ **Send a letter to the editor describing your opinion on a horse topic.**
- ♦ **Present a riding safety session at your county for each course workouts before the county fair.**

♦ **Animal Science/Veterinary Science**

- ♦ **Find out more information on proper nutrition for your animal.**
- ♦ **Learn about vaccinations and withdrawal times.**
- ♦ **Research common diseases for your species.**

♦ **Leadership**

- ♦ **Lead a trail ride for your fellow 4-H horse project members.**
- ♦ **Work with a horseless horse member to care for a horse.**
- ♦ **Conduct a horse grooming clinic.**
- ♦ **Organize a tack swap for your club members.**

♦ **Entrepreneurship**

- ♦ **Create a business plan for starting horse and pony riding classes.**
- ♦ **Start a trail riding class for all ages.**
- ♦ **Create and sell accessories for horse show exhibitors.**

Helpful How To's:

- ♦ **How to upload a video to YouTube [PDF](#) | [VIDEO](#)**
- ♦ **How to Submit a Livestock Exhibit Entry in FairEntry [PDF](#) | [VIDEO](#)**

Important Info:

- ♦ **Fairbook Link: <https://www.extension.iastate.edu/scott/sites/www.extension.iastate.edu/files/scott/Official%20Livestock%20Fairbook%202020.pdf>**
- ♦ **FairEntry Link: <http://mississippivalleyfair4h.fairentry.com/>**
- ♦ **Questions– Contact Emily Lyon ejlyon@iastate.edu**