

Adding a Member to Your Family's 4-H Online Account


Go to <http://v2.4honline.com>.

Log in to your family's 4-H Online account. Click "Reset password?" if you have forgotten your password.



The image shows a screenshot of the 4-H Online login interface. At the top center is the 4-H Online logo, which features a yellow arc on the left, a green four-leaf clover with the letters 'H', 'H', 'H', and 'H' on its leaves, and the text '4-H Online' in green. Below the logo, the text '4-H ENROLLMENT AND EVENT REGISTRATION' is visible in a smaller font. Below the logo are two input fields: the top one is labeled 'Email' and the bottom one is labeled 'Password'. Below these fields is a blue button with the text 'Sign in' in white. At the bottom of the page, there are two links: 'Don't have an account?' and 'Reset password?'.

Click on the blue “+ Add Member”



Family Name

Contact Info

Lyon County

[+ Add Member](#)

Member		Programs
Child's Name Aug 19, 2013	View	4-H CloverBud - Awaiting Review Enrollment Submitted
Child's Name Jul 11, 2011	View	4-H ClubMember - Approved Enrolled for 2021-2022 program year

Member and Program List

Welcome to the new version of 4-H Online!
Add family members by clicking on [Add Member](#) at the top of this page. To enroll in a program click on the [Enroll Now](#) link under the program name. If it shows [Continue Enrolling...](#) under a program, that means you have not completed enrollment, no worries, just click on the link to pick up where you left off. To navigate to a family member click on the [View Button](#) to the right of the name. When you are finished viewing the selected member click on the [Member List](#) link at the top of the menu to the left.

Inactive Members:

Adding a New Member to the Family

1. Select 4-H when asked *Which program would you like to join?* Click the blue "Next."

Add Member

1 **Join a Program** 2 **Profile** 3 **About You** 4 **Participation**

Which program would you like to join?

4-H

2. Complete the member's information (items in red are required), then click Next.

Add Member

1 **Join a Program** 2 **Profile** 3 **About You** 4 **Select Participation**

First Name *required*

Middle Name

Last Name *required*

Preferred Name

Birth Date *required*

Email

Mobile Phone

Format ###-###-####

Number Of Previous Adult Years In Program

3. Complete the "About You" form, then click Next.

The screenshot shows the 'Add Member' form at the 'About You' step. At the top, a progress bar indicates four steps: 'Join a Program', 'Profile', 'About You', and 'Select Participation'. The 'About You' section contains the following fields:

- Gender required**: A dropdown menu.
- Grade required**: A dropdown menu.
- Demographics** section:
 - Residence required**: A dropdown menu.
 - Are you of Hispanic or Latino ethnicity? required**: A dropdown menu.
 - Race required**: A list of checkboxes:
 - American Indian or Alaskan Native
 - Asian
 - Black or African American
 - Native Hawaiian or Pacific Islander
 - Other (race not listed)
 - White
 - Prefer Not To State

- Emergency Contact** section:
- Full Name required**: A text input field.
- Relationship to member required**: A text input field.
- Contact Phone required**: A text input field.
- Contact Email**: A text input field.

At the bottom, there are 'Back' and 'Next' buttons.

4. Select your method of participation by clicking "I want to join 4-H as a New or Returning 4-H Club Member," then click Finish.

The screenshot shows the 'Add Member' form at the 'Select Participation' step. The progress bar at the top shows four steps: 'Join a Program', 'Profile', 'About You', and 'Select Participation'. The main heading is 'How would you like to participate?'. There are two radio button options:

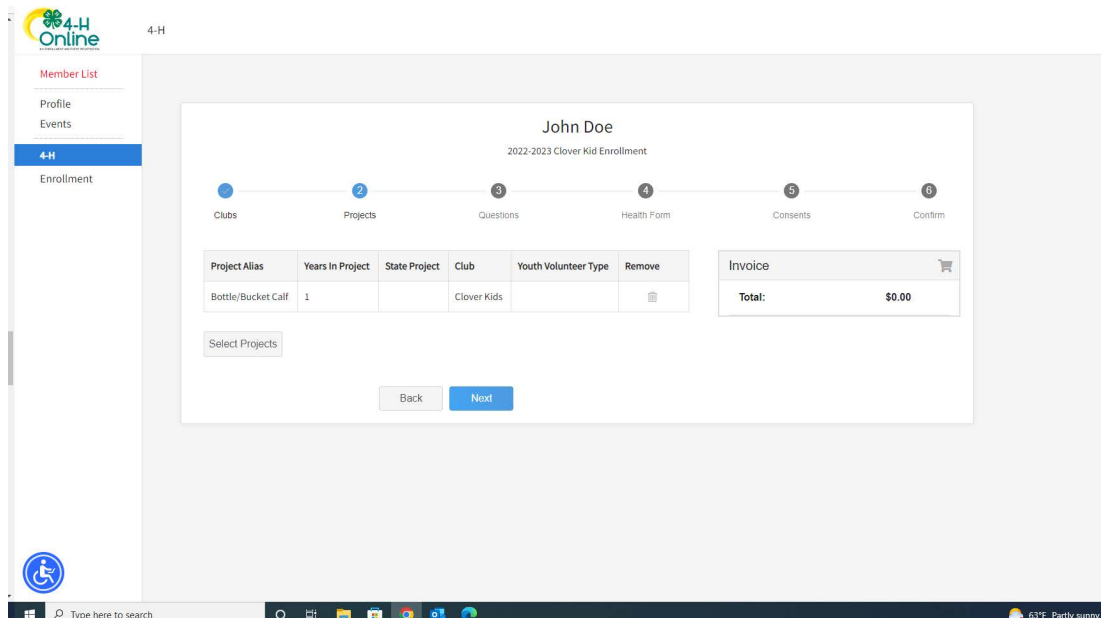
- I want to join 4-H as a New or Returning 4-H Club Member
- I want to participate in a 4-H activity but I do NOT want to join 4-H at this time.

At the bottom, there are 'Back' and 'Finish' buttons.

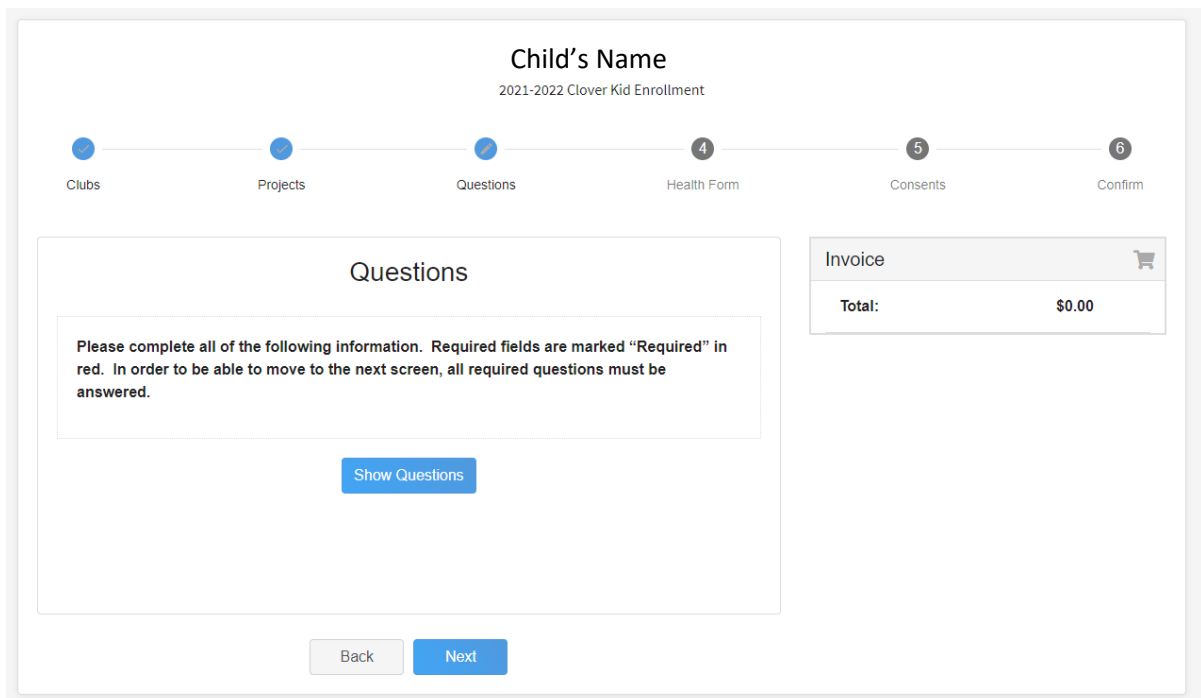
6. Then click "Next."

7. Select at least one project that may interest your child – Note: This is NOT important for Clover Kids, but it's just a required part of the registration process.

8. After selecting at least one project area, click "Next."



9. Complete the questions, then click "Next."



10. Click "Show Health Form," and complete questions. When finished, click "Next."

The screenshot shows a progress bar at the top with six steps: Clubs, Projects, Questions, Health Form, Consents, and Confirm. The 'Health Form' step is currently active. Below the progress bar, the main content area is titled 'Health' and contains a text box with instructions: 'Please answer all health questions. This allows Iowa 4-H Staff and Volunteers the ability to provide the fullest 4-H experiences to the 4-H Member, Volunteer, or Participant.' A blue button labeled 'Show Health Form' is centered below the text. To the right of the main content is an 'Invoice' box with a shopping cart icon and a 'Total: \$0.00' entry. At the bottom of the page are 'Back' and 'Next' buttons.

11. Click "Show Consents," and complete questions. When finished, click "Next."

The screenshot shows the same progress bar as the previous image, but now the 'Consents' step is active. The main content area is titled 'Consents' and contains a text box with instructions: 'Please read and answer each question.' A blue button labeled 'Show Consents' is centered below the text. The 'Invoice' box on the right remains the same, showing 'Total: \$0.00'. At the bottom of the page are 'Back' and 'Next' buttons.

12. Confirm information, then click green "Submit."

The screenshot shows the '4-H Online' interface for '2022-2023 CLOVER BUD ENROLLMENT'. A progress bar at the top indicates steps: Clubs, Projects, Questions, Health Form, Consents, and Confirm (6). The main content area is titled 'John's Enrollment' and includes a profile card with a placeholder icon, birth date (1/1/2016), age (6), grade (1), role (Clover Bud), and youth division (Clover Kids). Below this are sections for 'Selected Units' (Clover Kids, O'Brien - Primary) and 'Selected Projects' (Bottle/Bucket Calf - Clover Kids). An 'Invoice' summary shows a total of \$0.00. At the bottom, there are 'Back' and 'Submit' buttons.

13. Enrollment will show as "Submitted." Once county staff approve the enrollment, the status will show as "Approved."

The screenshot displays the 'Member and Program List' for O'Brien County. It features a table with two columns: 'Member' and 'Programs'. The 'Member' column lists two members: 'Child's Name #287382' (Jan 23, 2016) and 'John Doe #299455' (Jan 1, 2016), each with a 'View' button. The 'Programs' column shows '4-H Clover Kid - Awaiting Review Enrollment Submitted' for the first member and '4-H Enroll Now' for the second. To the right, a welcome message provides instructions on how to add family members and navigate the system. Below the table, there are three program cards: 'SESS Instructor/Leader Training NEW' (Nov 12, 2022 - Nov 12, 2022), '4-H Connect' (Nov 4, 2022 - Nov 6, 2022), and 'Camera Corps 2022-2023' (Sep 7, 2022 - Aug 4, 2023).

Member	Programs
Child's Name #287382 Jan 23, 2016 View	4-H Clover Kid - Awaiting Review Enrollment Submitted
John Doe #299455 Jan 1, 2016 View	4-H Enroll Now

Member and Program List

SESS Instructor/Leader Training NEW
 Nov 12, 2022 - Nov 12, 2022
 Shooting Sports training for most disciplines for adult

4-H Connect
 Nov 4, 2022 - Nov 6, 2022
 A three-day retreat (held at the Des Moines YMCA Camp in Boone) that allows untapped and underserved youth participants to explore experiential learning

Camera Corps 2022-2023
 Sep 7, 2022 - Aug 4, 2023
 Submit each month during the year to have the best chance of becoming a peoples or jurors choice winner

PLEASE REMEMBER:

Clover Kids registration is a two-step process.

Both steps must be completed for Clover Kids participation.

First you must follow these steps to enroll your child in 4-H Online.

Then, after you receive an email that you child's Clover Kids enrollment has been approved, families need to log back into [4-H Online](#). Login and then look for the "Clover Kids Event" at the bottom of the 4-H Online home screen.