




# Design Elements




## LINE

**Sample words to use:**

Straight, zig-zag, vertical, horizontal, bold, thin, striped, plaid

**Sample explanation in goal:**

*The zig-zag pattern in my skirt draws the eyes from one side to another to create motion.*



## SHAPE

**Sample words to use:**

Geometric, organic, circle, square, rectangle, triangle, oval, oblong, star, heart, clover, etc.

**Sample explanation in goal:**

*I chose a round crystal necklace to accompany my outfit because it matches the circle print of my top.*




## COLOR

**Sample words to use:**

Hue (mention name of color), value (mention lightness or darkness of a hue), intensity (mention brightness or dullness of a hue).

**Sample explanation in goal:**

*The dark turquoise and bright sapphire blue colors in the fabrics compliment each other in this completed quilt.*




## TEXTURE

**Sample words to use:**

Rough, smooth, silky, bumpy, soft, scratchy, dry, wet, slick, cold, hot, oily, sticky, etc.

**Sample explanation in goal:**

*The glass jewels applied to the tall bottle create a slightly bumpy surface.*



## SPACE

**Sample words to use:**

Negative (background) and positive (filled space)

**Sample explanation in goal:**

*The black background of this print draws out the gray shape of a vase to create a dimensional look.*

### Design Elements Explanation Requirements for Fair Exhibits in Sewing & Needle Arts, Home Improvement and Visual Arts

Exhibitors who have completed 4th-6th grade must include a minimum of 1 element of design.

Exhibitors who have completed 7th-8th grade must include a minimum of 2 elements of design.



# Art Principles



## BALANCE

**Sample words to use:**

Radial, asymmetrical, bisymmetrical, unity

**Sample explanation in goal:**

*The center of the flower creates radial balance as the eyes focus around the same center point.*




## RHYTHM

**Sample words to use:**

Movement, repetition, continuous (Works together with movement)

**Sample explanation in goal:**

*The structural design creates an ongoing pattern of construction.*




## MOVEMENT

**Sample words to use:**

Motion, fluid, swirling, various, circling, waving, etc.

**Sample explanation in goal:**

*The continuous lines of the pattern cause the eyes to sense motion in the art piece.*



## EMPHASIS

**Sample words to use:**

Bold, unusual, bright, stressed, weighted, accent, prominent, patterned, highlighted, important, odd, etc.

(Captures attention by unusual use of line, shape, texture, space, or value)

**Sample explanation in goal:**

*The curvy lines raked in the sand draw the eyes to the prominent pattern.*



## PROportion

**Sample words to use:**

Halves, thirds, fourths, sixths, eighths, tenths, etc. (Amount, size, or number of)

**Sample explanation in goal:**

*The arrangement combines colorful blooms, grasses and ferns to create a design that compares and contrasts the beauty of a single flower against the fullness of the entire bouquet.*

### Art Principles Explanation Requirements for Fair Exhibits in Sewing & Needle Arts, Home Improvement and Visual Arts

Exhibitors who have completed 9th-10th grade must include a minimum of 1 art principle.

Exhibitors who have completed 11th-12th grade must include a minimum of 2 art principles.