

Entering Animal Identification in 4-H Online 2.0

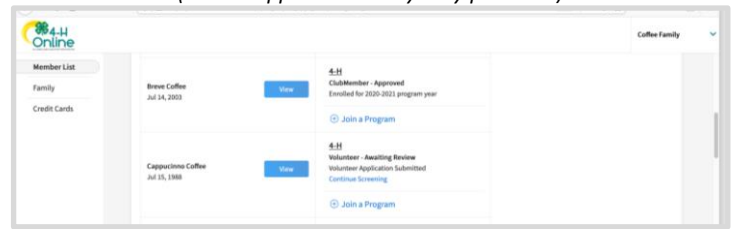
4-H Families will enter ALL animal data this year into 4-H Online

- **ALL animal data MUST be entered by families by May 15 (Mkt. Beef - Feb.1; Rabbit - July 1)**
- **County 4-H Staff will review the weigh-in data for accuracy**
- **Ultimate animal data accuracy rests with each 4-H Family**

Steps

1. Log in to your family account.
2. Click to View the Member's record for whom you would like to add an animal.

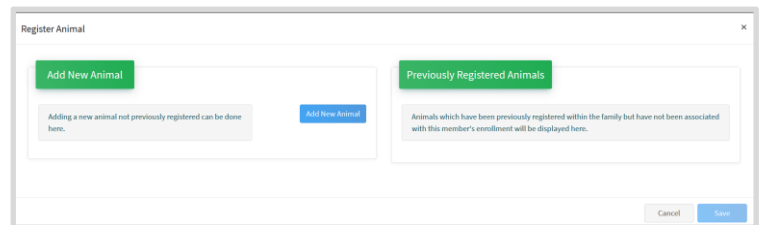
(Screen appearance may vary per state)



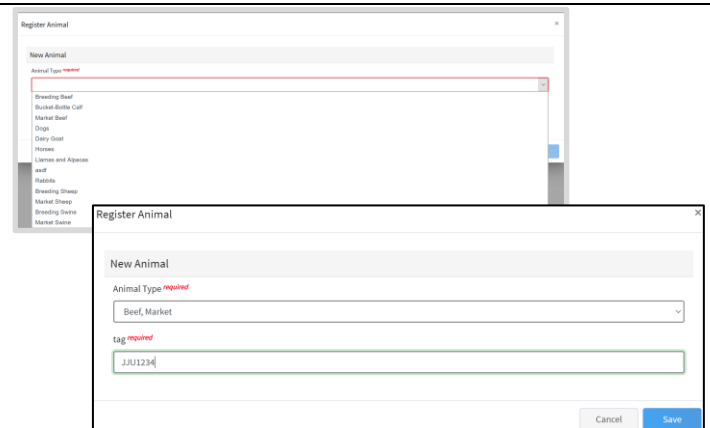
3. Click Animals in the navigation pane.
4. Click the blue Register Animal button.



5. Click Add New Animal to start adding a new animal.

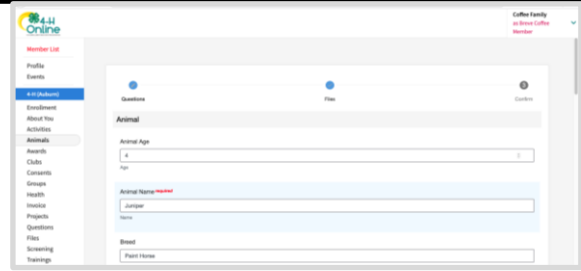


6. Select the appropriate animal type from the drop-down menu.
7. For market beef, select the "Beef, Market" animal type, etc.
8. Enter the required information like Tag, Tattoo, or Animal Name as directed.
9. **Be sure to CORRECTLY enter the Ear Tag #:**
 - For USDA-type tags – Enter as 42JJU1234 for example
 - For EID-type tags – Enter ALL 15 digits – i.e. 840000123456789
10. Click Save.

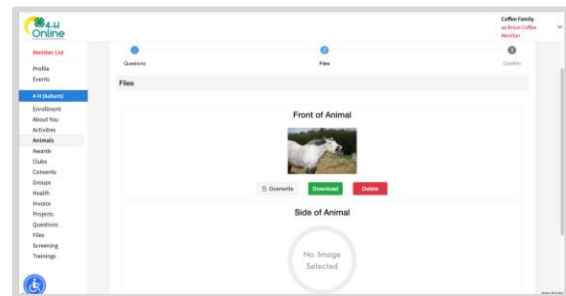


Family Data Input –Animal ID

11. You will notice some **IMPORTANT** details and rules regarding the ID process – **READ THESE CAREFULLY!!**
12. Click on “Show Questions” to complete each of the required fields and optional fields as needed.
- Be sure the information is accurate especially:
 - Beginning Weigh Date
 - Beginning Weight
 - Breed
 - Retinal Images collected?
 - Etc.
13. Click the Next button at the bottom of the form.



14. Upload any required or optional files for this animal.
- This could include pictures of the animal, etc.
 - These file instructions are set up by county and/or state 4-H staff, if needed
15. Click the Next button



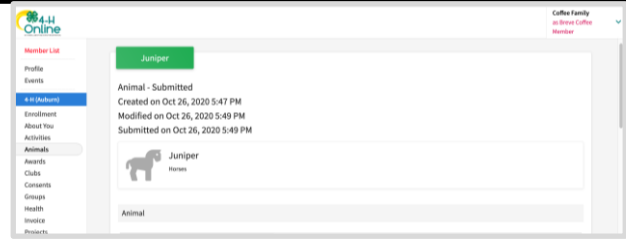
16. Review the entered information. Use the Back button at the bottom of the page to return to the previous screen to make corrections.
17. Once the entered information is correct and reviewed, click the Submit button.
18. **IMPORTANT** – If you notice an animal whose status is “Incomplete”, this means you didn’t click through all the screens and hit the “Submit” button at the end. Once “Submit” is selected, the animal is “Active”.

Beginning Weight	730
Beginning Weight Date	11/5/2020
Animal Birthdate	
Breed	Shorthorn
County Raised	No
Ear	Left
Home Raised	No
NAIS Premises ID	
Registration Number	
Retinal Image	Yes
Animal Gender	Male
Tag	JJU1234
Tag Color	Green
Tattoo	

18. The animal information will display on the screen with the status, created, modified, and submitted date and time stamp (local time).

****Once submitted the animal will automatically be active.**
County 4-H Staff will review the animal data to make sure weights, weigh dates, etc. are correct.

- County staff will work with families to correct any incorrect information
- **ULTIMATE RESPONSIBILITY for accurate data resides with the youth/family**



Click on the Animals tab from your account at any time to view the status for all of the animals for a member in the family.

