

**4-H**

**Bottle Lamb/Goat**

**Project Record**

**Keokuk County**



# 4-H BOTTLE LAMB/ GOAT PROJECT RECORD

Name \_\_\_\_\_

Club \_\_\_\_\_

Lamb/Goat Tag # \_\_\_\_\_ Scrapies Tag # \_\_\_\_\_

Date of Birth or Purchase \_\_\_\_\_ Home Raised Yes No

Value when obtained \$ \_\_\_\_\_

Breed of Lamb/ Goat \_\_\_\_\_ Sex of lamb Male \_\_\_ Female \_\_\_

What color is your lamb/Goat \_\_\_\_\_?

Is your lamb/Goat a meat, wool or dairy? Circle one: Meat Wool Dairy



What did you consider when choosing your project?

Describe the facilities where you housed your lamb:

Describe what you fed your lamb/ goat in the first month.

Did your lamb have any health problems? (Describe what and how they were treated)

How did you prevent health problems?

What do you think your lamb/ goat will be worth when you sell it?

What equipment did you need to care for your lamb/goat?

What have you enjoyed and learned through this project?

What was the biggest problem you had and how did you solve it?

# **4-H Bottle Lamb/Goat Project**





## **Purposes:**

To design a livestock project to fit the physical size and maturity level of younger youths, to teach proper health care and nutritional requirements of young livestock, to teach basic sheep/goat management skills without a large investment, to teach basic record-keeping skills and to provide a better understanding of the sheep/goat industry.

## **Guidelines:**

1. Bottle lamb/goat – An orphan or newborn lamb or goat; male or female, fed on bucket or bottle. No nursing permitted. Begin your project by selecting and or purchasing a lamb born between January 1 and April 30<sup>th</sup> of current project year within two weeks of birth. Lamb/ Goat Sources – in the case of twins or triplets, sale barns or producer. Develop management and marketing plan with parent, leader or both.
2. This project is for youth 4<sup>th</sup> through 12<sup>th</sup> grade. 4-H members must be enrolled in the Bucket Bottle Project
3. Identification- Animals must be identified with 4-H tag and birth date by May 15<sup>th</sup> online Exhibitors may identify and show up to two animals per species. Tags available at County Extension Office
4. Record – 4-H Bottle Lamb/ Goat Record
5. Fair Classes - Divisions are set in the Fair book and will be adjusted by the superintendents
6. Lamb/ Goats MUST be weaned by fair time

## Financial Summery

 <b>Feed</b>	<b>Pounds Used'</b>	<b>Cost \$</b>	<b>Total</b>
Milk Replacer			
Lamb/Goat Starter			
Lamb/Goat Grower			
Complete Feed or Corn 			
Protein Supplement			
Hay		.	
Bedding			
Veterinary charges			
Hours spent on care _____ x \$ per hour _____ =			
Other			
Value of lamb/goat at beginning of project 			
<b>Total Invested</b> 			

## **4-H BUCKET/BOTTLE LAMB PROJECT GUIDE**

### **I. Colostrum** - The sooner the better.

Soon after birth a lamb needs colostrum (ewe's first milk) if possible. This milk should come from its mother, or another newly lambed ewe. Some producers will keep a supply of colostrum frozen. The next best substitutes are powdered colostrum available from veterinarians, cow or goat colostrum. Colostrum should be fed for the first 16 hours. The lamb will require 2 to 4 ounces every 2 to 4 hours.

### **II. Lamb Milk Replacer** - Use only milk replacer especially made for lambs.

Lamb milk replacer is sold under several brand names, and comes in 25 or 50 pound bags. Most feed dealers handle it. Get only lamb milk replacer powder, calf milk replacer is too low in fat and protein. Don't use it. Follow label and mixing directions on the bag closely.

### **III. Feeding Schedule** (adjust according to lamb size)

1-2 days	2-3 ounces, 6 times a day.
3-4 days	3-5 ounces, 6 times per day.
5-14 days	4-6 ounces, 4 times per day. Start offering lamb starter.
15-21 days	6-8 ounces, 4 times per day.
22-35 days	16 ounces, 3 times per day.

Make changes in feeds and amounts slowly. Keep fresh water available.

Lambs may be weaned after they are 4 weeks of age, weigh over 35 - 40 pounds and are eating lamb starter well.

### **IV. Housing**

Orphan lambs need to be kept warm, dry and draft free. They will need enough space to move around freely.

(Page 12 Sheep Project Guide 4-H 702)

### **V. Health**

Lambs will need to have their tails docked usually within the first three days, and male lambs will need to be castrated. Suggested vaccinations would include Enterotoxaemia at 1 week, 5 weeks and 8 weeks. Tetanus vaccine can be included in this vaccination. A selenium shot is also suggested in the first 3 days to prevent White Muscle Disease.