

Dubuque Institutional Local Food Purchases

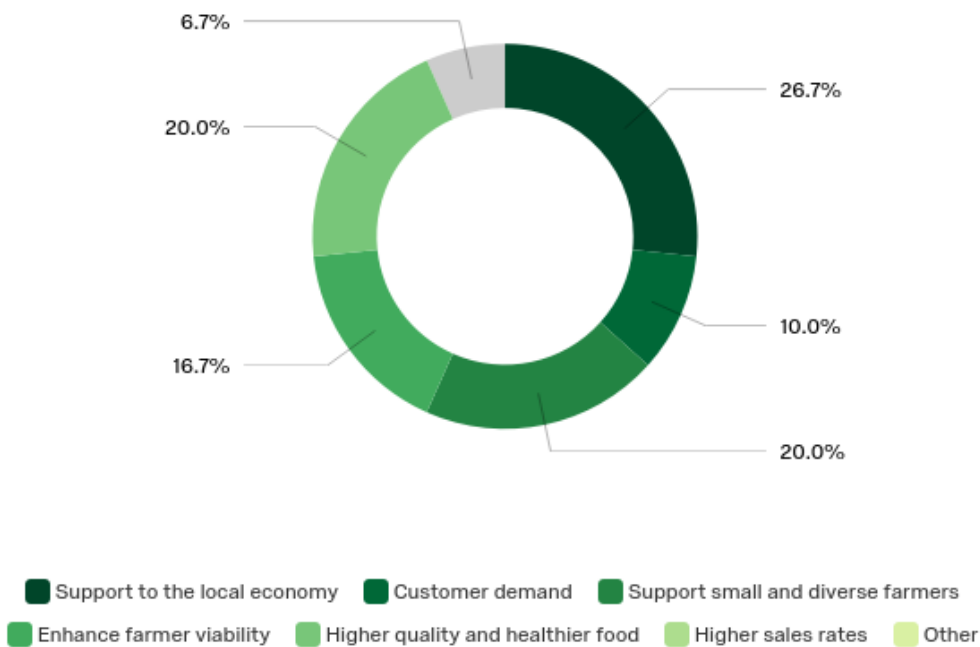
Farm to Institution Project Team: Dubuque Eats Well Coalition

Total Surveys Taken: 13; Surveys Completed: 4 ; Surveys Partially completed: 9

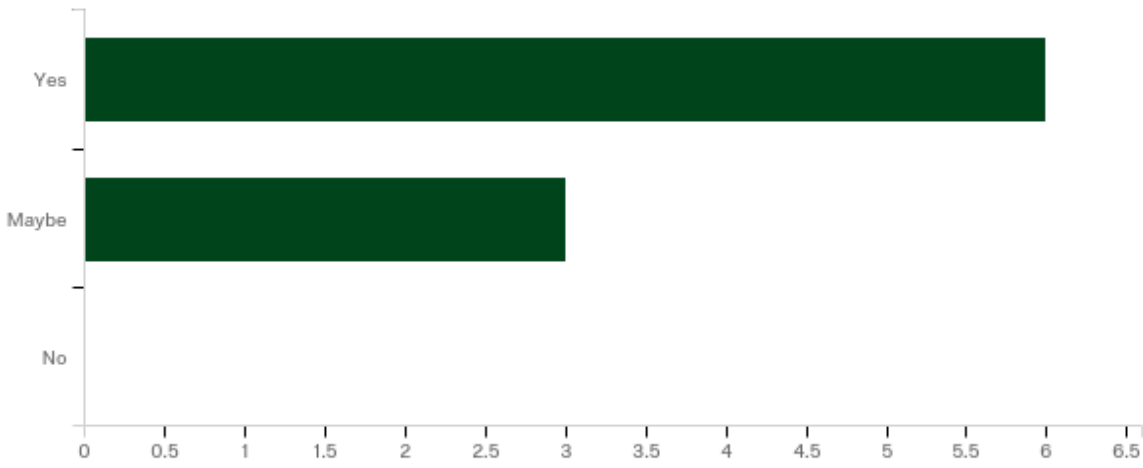
Budget Profile:

Type of Organization	Annual Food Supply Budget	Current Percent Purchased Locally	Desired Percent to Purchase Locally
Educational Institution	\$1,775,000.00	NA	NA
Mother House	\$180,000.00	%10 (only specialty crops)	NA
Mother House	\$360,000.00	NA	75%
Distributor	\$510,000.00	100%	NA
Retail	\$1,000,000.00	49%	71.25%
Restaurant	NA	NA	NA
Distributor	NA	NA	NA
Catering	\$100,000.00	62.50%	81.25%
Educational Institution	\$750,000.00	NA	NA
Educational Institution	NA	NA	NA
Educational Institution	\$800,000.00	11%	13%
Sister House	\$540,000.00	2.50%	11.25%
Educational Institution	NA	NA	NA

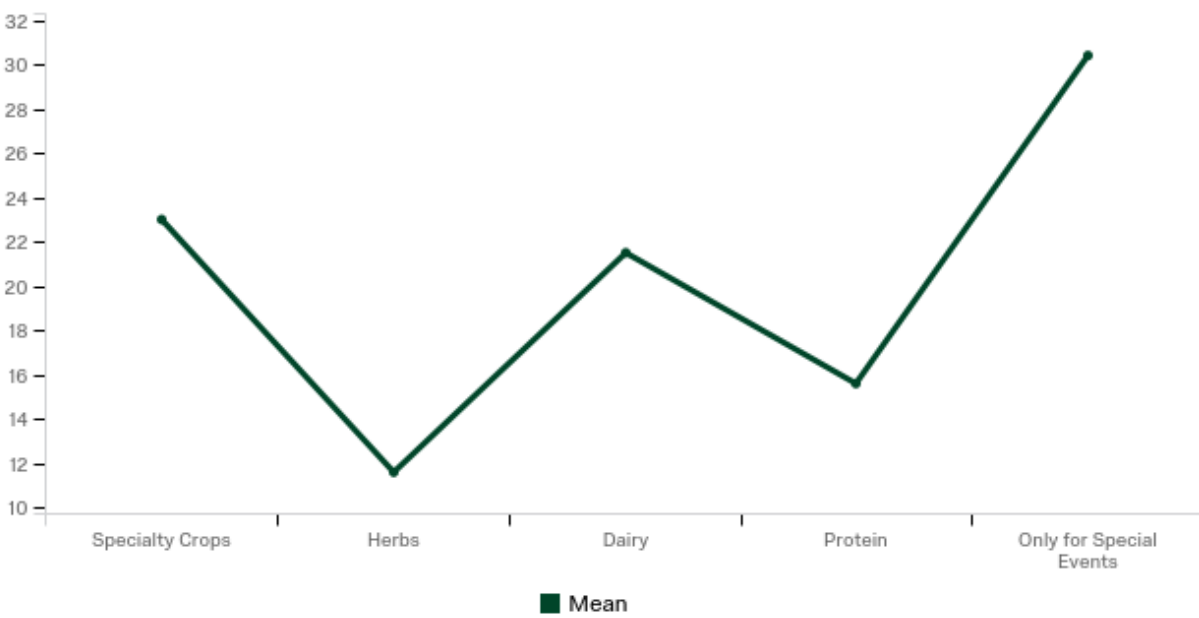
Why purchase local?



Are Institutions Willing to Pay a Premium for Local?



What percentage increase are institutions willing to pay?



Institutions preferred methods of purchasing local



What is the Farm to Institution Project Team?

Each year institutions including universities, hospitals and grocery stores spend hundreds of thousands of dollars on food. What would the economic impact be if those institutions committed a portion of those dollars to local purchases? The goal of the Farm to Institution Project Team is to understand the potential for institutional local purchases and quantify the benefits of institutional purchases if made at the local level. The Farm to Institution team is seeking to better understand what products area institutions are interested in purchasing. Additionally this team will help connect and develop a network between producers and aggregators. For more information contact Carolyn Scherf: cscerf@iastate.edu

Ways to get involved:

- Get involved in the Dubuque Eats Well Coalition and the Farm to Institution Project Team
- Talk with your food service providers, retail establishments about purchasing more local
- Meet with a local farmer to find out more about seasonality and production
- Are you a local purchaser? Take this survey to help us get a picture of what's going on in Dubuque: goo.gl/B83P2x

Dubuque Institutional Local Food Purchases

Farm to Institution Project Team: Dubuque Eats Well Coalition

Budget Breakdown

Specialty Crop Breakdown

Specialty Crops Purchases: (6 surveys)

Range from \$5,000- \$175,000

Average spent \$65,833.33

Product	Number of Institutions	Average Price per pound
Spinach	11	\$4.36
Broccoli/ Cauliflower	11	\$1.84
Tomatoes	12	\$1.73
Peppers	12	2.00
Cucumbers	12	.99

Herb Breakdown

Herb Purchases: (3 surveys)

Range from \$100- \$5,000

Average spent \$1,900.00

Product	Number of Institutions
Parsley	7
Cilantro	7
Basil	7
Mint	7

Dairy Breakdown

Dairy Purchases: (8 surveys)

Range from \$1,000 - \$375,000

Average spent \$105,625.00

Product	Number of Institutions	Average Price per pound
Milk	11	2.91/ gallon
Yogurt	10	NA
Cheese	9	4.87
Butter	9	3.26
Cream	7	1.70

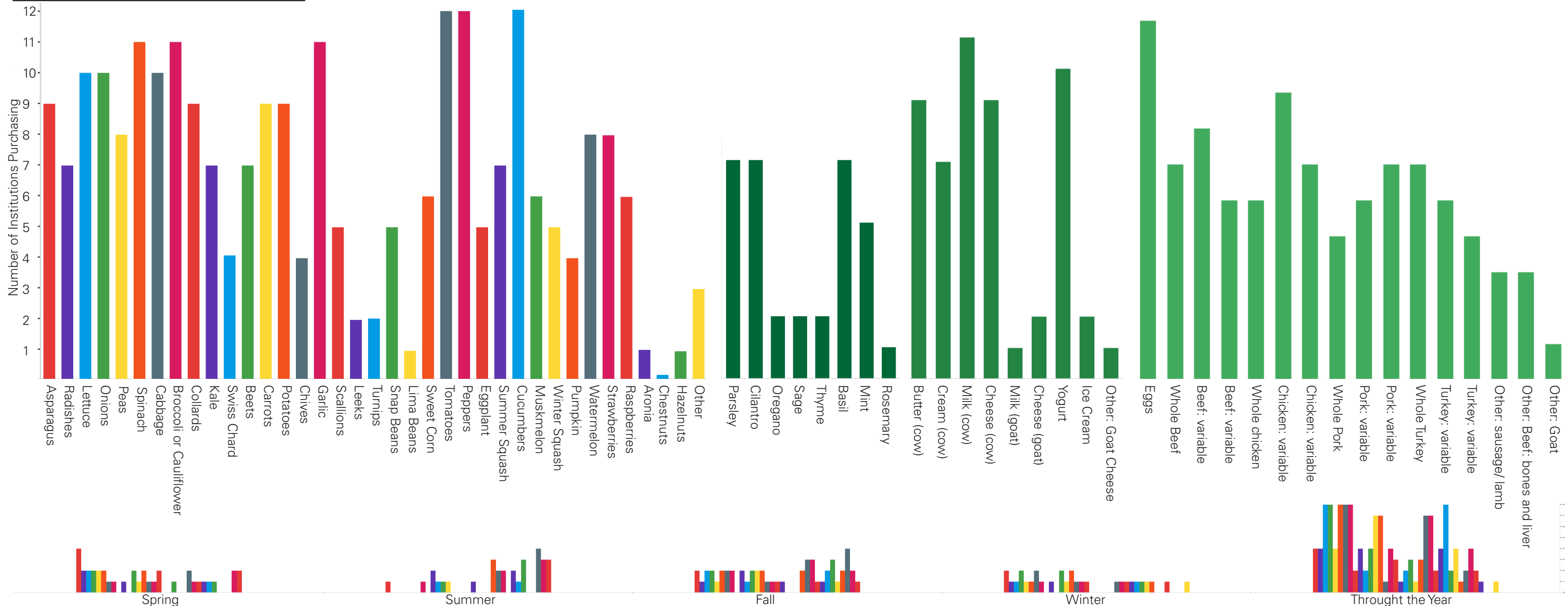
Protein Breakdown

Protein Purchases: (7 surveys)

Range from \$50,000 - \$320,000

Average spent \$100,714

Product	Number of Institutions
Eggs	10
Chicken	8
Beef	7
Pork	6
Turkey	5



Seasonality purchases for specialty crops: fruits, nuts and vegetables