

Health Requirements for Exhibition Of Livestock, Poultry and Birds at County 4-H/FFA Fairs

NEW IN 2021: THE FOLLOWING SPECIES EXHIBITING AT THE DALLAS COUNTY FAIR MUST PROVIDE CURRENT HEALTH PAPERS AT TIME OF CHECK IN: Swine, Beef, Equine, Poultry, Dogs, Sheep, Goats

ANY EVIDENCE OF WARTS, RINGWORM, FOOT ROT, PINK EYE, DRAINING ABSCESES OR ANY OTHER CONTAGIOUS OR INFECTIOUS CONDITION WILL ELIMINATE THE ANIMAL FROM THE SHOW.

Animals from quarantined herds cannot be exhibited. **Swine now require both health papers completed by a vet within 7 days of the fair and a vet check before unloading on the fairgrounds.**

SWINE

Swine originating outside of Iowa. Must come from a Brucellosis class “Free” state. Must have a negative brucellosis test 60 days prior to show. Must present a test record and a certificate of veterinary inspection that indicate each swine has a negative test for pseudorabies within the last 30 days prior to the show.

SHEEP AND GOATS

All sexually intact sheep (ewes & only) must have an individual Scrapie Flock of Origin identification tag. All sexually intact goats (does only) must be identified with an individual Scrapie Flock of Origin identification tag or by an official tattoo registered with USDA (to register, call 1-866-USDA-TAG).

POULTRY AND BIRDS

All poultry exhibited must come from U.S. Pullorum-Typhoid clean or equivalent flocks or have had a negative Pullorum-Typhoid test within 90 days of public exhibition and the test must have been performed by an authorized tester. **Please note that poultry purchased from a hatchery and raised are not exempt from Pullorum –Typhoid testing.**

DOGS AND CATS

All dogs and cats exhibited must have a current rabies vaccination certificate.

The decision of the official show veterinarian will be final.

Dallas County Fair Auction

To be announced.

Guidelines for Showmanship Classes

Exhibitors are encouraged to compete in the showmanship class if they show their own project in that class. Any exhibitor winning first place in a showmanship class is not eligible to receive the same recognition in that class a second time, exhibitor can compete in Master Showmanship until they change levels. **Post graduate FFA members will be ineligible to compete in Showmanship for any species.** Each species will have a Master Showmanship class.

Master Showmanship- those who have won their class level and aren't eligible to move to the next level.

Senior Showmanship - Grades 10, 11 or 12

Intermediate Showmanship - Grades 7, 8, 9

Junior Showmanship - Grades 4, 5 or 6

General 4-H and FFA Livestock Rules and Regulations

Entry

1. Market Beef must be ID in 4hOnline by February 1. All other animals must be in the possession of and identified by the individual 4-H'er in 4hOnline by May 15 of the current year in order to exhibit at the County Fair. (Market poultry exhibitors, see note under poultry.)
2. The Superintendent will determine the class schedules, order of show and whether classes may be added or eliminated.
3. Registration papers in the exhibitor's name may be requested at check in when applicable.
4. County Born & Raised is defined as an animal born & raised in Dallas County for the entire lifespan of the animal. One animal per species per exhibitor is eligible to compete in County Born & Raised.

5. **Livestock Exhibitors must enter animals they are showing in the FairEntry.com program. In this program they will choose classes and indicate number of pens by June 15th. Exhibitors may contact the extension office to confirm entries.**

General

1. All exhibitors in grades 4-12, including post-graduate FFA members, must be YQCA certified in order to show beef, sheep, goats, swine, rabbits and poultry at the county or state fair.
2. **All exhibitors** must wear a plain white shirt, 4-H/FFA T-shirt, jeans or slacks, appropriate footwear (boots, if showing large animals) and no hats when showing. Horse exhibitors check specific dress code in horse rules.
3. All livestock exhibitors must wear the furnished exhibitor's number while in the show ring.
4. No trailers will be allowed inside the fenced-in area after check-in until after livestock is released.
5. **All livestock exhibitors must check in with superintendent prior to leaving.** The Dallas County Fair reserves the right to withhold livestock sale checks until livestock stalls/pens and fairgrounds are cleaned.
6. Any animals showing signs of fungus, ringworm, draining abscesses, foot rot, sore mouth or any other contagious disease must be removed from the grounds immediately.
7. Superintendents are responsible for cleaning arrangements. 4-H staff and Youth Committee reserve the right to rule in special situations and the decision will be final.
8. If all rules are not followed by exhibitors and/or parents, exhibitor will be banned from showing at the Dallas County Fair for one year in that species and they will be asked to leave immediately by the Youth Committee. All exhibitors will be required to acknowledge that they have read and understand all rules stated with in the fair book prior to exhibition.

Grooming:

It is the intent that the exhibitor takes responsibility for care and grooming of their animals. If assistance is needed, it should be aimed at helping the 4-H'er learn new skills.

Unethical fitting shall include any cutting or tearing of the hide, cutting or tearing underneath the hide or removal of tissue in any attempt to alter the shape or appearance. It shall also include attempts to disrupt or change normal dental development, adding artificial tail heads, switches, polls, hair and heels; as well as any attempt to change the conformation and degree of firmness by administration of fluids internally or externally in a liquid or solid state. No

unnatural means of providing an animal feed, water, or other fluids (i.e. stomach pump, drenching, IV) will be allowed. Exhibitors, families and any involved parties using these methods will be disqualified and will forfeit all premiums.

Stalls and Pens

1. All stalls and pens must be bedded with sawdust or wood chips. Straw bedding or sand is not acceptable.
2. No porta coolers or like systems are allowed, including cooling floors.
3. No butt fans are allowed.
4. All moving parts on fans and equipment must be covered, including but not limited to blades, belts, etc.
5. All animals are to remain in designated areas after check-in at the fair. Animals cannot be outside gates. **Failure to comply with this rule will result in disqualification from all shows.**
6. Livestock must remain on the fairgrounds from check-in until **released at 6 a.m. on Sunday.** Pets, dogs or cats are not included. Horses will be stalled as space allows. See horse rules.

NOTE: The exception to rule 5 would be: 1) a veterinarian determines that the health and welfare of the animal is at risk and should be allowed to go home and 2.) an exhibitor is competing in a recognized organization such as High School Rodeo.

Beef

Superintendent: Noah Taylor

For security reasons all lead cattle must be tied in designated tie out areas with lead, halter, and neck tie overnight.

Grooming chutes will be kept outside the building at all times.

All generators must be outside the fenced area.



Market Beef

1. Exhibitors may weigh up to six lead calves.
2. All market beef animals will be automatically entered in the rate-of-gain contest. Starting weight of calves will be as of weigh-in date. Final weight will be determined when the calves are weighed at check-in. The top 10 Rate-of-Gain animals receive extra premium money and will be recognized during the market beef show.
3. Market beef steers must weigh a minimum of 1,000 pounds and market beef heifers must

weigh 900 pounds at check-in to be eligible for market classes. Animals not meeting the above weights will be shown in a feeder class.

4. Market beef must have a minimum average daily gain of two pounds per day to qualify for a blue ribbon.
5. Market beef animals must be designated as "county born and raised" at the time of the December weigh-in or by February 1 in 4Honline to be recognized during the beef show. The animals will be designated with a special color rate-of-gain card. A champion "county raised" steer will be selected and eligible for grand champion market steer.
6. Tattoos are required for all purebred steers. The readable tattoo must match the ID form & animal registration. These tattoos are different than calf hood vaccination tattoos.
7. Registration papers are required for purebred steers at check-in with registration number listed in 4hOnline 2.0.
8. Champions and Reserve Champions from the Market Heifer Division, Purebred Divisions, and Crossbred Division will be eligible for Top 5 Overall Market Animal placings.
9. No cable halters may be used.
10. Market animals may not exceed 32 months of age at the time of fair check in.

Class

- Market Heifers
- Purebred Steers (Examples. Angus, Charolaise, Simmental etc.) will show in alphabetical order.
- Crossbred Market Steers
- Champion County Raised Steer will be chosen following the selection of the Top 5 Market Animals

Breeding Heifers

1. Two forms of ID are required: Tattoos are required for all breeding heifers (both purebred and commercial) and must match the ID form. A secondary ID may include 4-H Tag, registration papers or calf hood vaccination number. Both forms of ID must be listed in 4honline 2.0.
2. Registration papers are required for purebred heifers at check-in.
3. If a heifer is originally ID'ed and weighed as a market heifer, the animal does NOT need to be ID'ed again in 4hOnline 2.0 as a breeding heifer. If the heifer does show breeding instead of market, be sure a breed is designated at weigh-in time on 4honline 2.0 by February 1st or the heifer will only be eligible as a crossbred.
4. All heifers must be born between September 1, 2019 and December 31, 2020 and have birth date listed online.

5. Supreme and reserve champion awarded for breeding heifers.
6. Animals exhibited in breeding classes are not eligible to be exhibited in market classes.
7. Classes will be based on birthdate of heifer.
8. All heifers will be judged from the standpoint of type, quality, conformation and breed characteristics (when applicable)
9. Champions and Reserve Champions from the Purebred and Commercial Divisions will be eligible for Top 5 Overall Breeding Heifer Animal placings.

Class

- Purebred Heifer
- Commercial Heifer
- Produce of Dam – male or female offspring of a dam that was the exhibitor’s previous beef project. Produce of Dam must be identified on ID sheets by May 15. May also be shown in other classes.

Cow/Calf

Cow and Calf Classes are not eligible to show for Top 5 Champion Awards



Class

- Beef Cow with Calf at side. Calf must be born after January 1 of current year.
- Calf (male) born after January 1 of current year. Calf may be from Beef Cow with Calf at Side Class or a separate entry.
- Calf (heifer) born after January 1 of current year. Calf may be from Beef Cow with Calf at Side Class or a separate entry.

Junior Cattle Feeders

1. The pen-of-three project is intended to be realistic cattle feeding experience. Emphasis is placed on live evaluation, record-keeping, project and industry knowledge, rate-of-gain and market readiness.
2. A Junior Cattle Feeder pen will consist of three animals, any breed or sex. Exhibitors may have up to three pens; each pen must be specified at weigh-in.
3. These animals will automatically be entered in the rate-of-gain contest. Starting weight of calves will be as of weigh-in date. Final weight is determined when the calves are weighed at check-in.
4. Accurate records of feed and other costs must be kept. Records are to begin on the day of weigh-in. The exhibitor’s feed records are due upon weigh-in at the fair.

5. At the December/January weigh-in, four cattle may be weighed as potential animals for each pen of three. Only three animals per pen may be brought to the fair weigh-in.
6. Judging will be on the following:
 - (a) Production Records - 20 points
 - (b) Interview with Judge - 20 points
 - (c) Cattle Performance - 30 points
 - (d) Live Evaluation - 30 points

Class

- Junior Cattle Feeder Pen

Beef Showmanship (includes market and breeding beef)

Class

- Master Showmanship - those who have won their class level and aren't eligible to move to the next level.
- Senior Showmanship: Grades 10, 11, 12
- Intermediate Showmanship: Grades 7, 8, 9
- Junior Showmanship: Grades 4, 5, 6

Dairy Cattle

Class

- Females born before January 1 of previous year
- Heifer Calves born January 1 to December 31 of previous year
- Heifer Calves born after January 1 of current year

Dairy Cattle Showmanship


Class

- Dairy Cattle Showmanship - over-all award

Bottle or Bucket Calf

Superintendent: Bailey Luellen

Bottle calves do not need to weigh but exhibitors need to check in with the superintendent.



1. Calves may be any breed. Calves must have been born on or after January 1 of the current year, be in the member's possession, and identified in 4hOnline by May 15. **It is the intent of this class that the animal should be orphaned or taken from the cow**

under standard production practices (i.e., mother rejected it, had twins, or is a dairy cow), NOT for the purpose of creating a project calf.

2. An exhibitor may identify up to three animals but may only exhibit **one** bucket calf per year; and that animal may be shown only in the bucket calf class.
3. Rope halters and neck ties are necessary for tying overnight. Calves must be tied in designated tie out areas. No grain or alfalfa hay is to be in the tie barns
4. All calves must be properly identified with an ear tag and/or tattoo.
5. Calves may be shown on rope halter. Show sticks and cattle combs are encouraged.
6. Clipping or fitting of calves is allowed for the bucket/bottle calf show. Please refer to general rules.
9. A costume class - The exhibitor may dress their calf up and ask another Dallas County 4-H Exhibitor to assist in dressing up and participating in the show ring. Show sticks and combs are not allowed. All materials are allowed as long as it will not harm the calf or other exhibitors.

Clover Kids rules on 49-51

Returning Bucket Calf

“Returning Bucket Calves” are calves that have been shown by the member as a bucket calf at the previous Dallas County Fair. Calves need to be properly weighed, tagged or tattooed and:

1. Identified as market or breeding beef in 4hOnline. (Follow the applicable class rules)
2. Returning calves will be shown clean. Clipping and fitting will be allowed for this class. Show sticks, cattle combs, and show halters are necessary.
3. Exhibitors showing bucket calves and returning bucket calves will be interviewed at a set time about the care and feeding of the calves. 4-H’ers will have a separate interview for each calf. (Check schedule.)

Both Bucket Calves and Returning Bucket Calves will be judged on the following:

- a. **Completed Bucket Calf or Returning Bucket Calf Project Record** - to be given to the judge when interviewed at static exhibit judging. 50 points
- b. **Interview** – with the judge based on what the 4-H’er has learned about the care of the calf (including costs, feed, health, housing, breed) 50 points
- c. **Show Ring Score** – including showmanship, general health, condition, and cleanliness of the calf, management of the calf and the exhibitor’s knowledge in this area. 50 points
- d. Returning Bucket Calves need to include **Completed Bucket Calf Project Record** from previous year - to be given to the judge when interviewed at static exhibit judging 25 points

Class

- Bucket Calf
- Returning bottle calf (market calves or breeding heifers)
- Costume Class

Cat

Superintendent: Rosalie Sterner



1. Cats must be identified in 4hOnline by May 15.
2. **Vaccinations are required a minimum of 3 weeks prior to the fair.**
RABIES VACCINATION PAPERS MUST BE PRESENTED AT THE TIME OF ENTRY.
VERIFICATION OF DISTEMPHER SHOT MUST ALSO BE SHOWN.
Cats showing signs of parasites or disease will be excused. Decision of the veterinarian will be final.
3. Cats are to be brought one-half hour before show time on the day of judging, in a secure carrier, and remain in carrier when not being shown. Cats will be released after the show.
4. Cats will be judged by the following criteria:
 - cleanliness and smoothness of coat
 - grooming
 - general appearance
 - disposition
 - toenails shall be clipped before the fair
5. Pregnant cats will not be allowed to show. No cat with nursing litter may be brought to the fair.

Class

- Kitten - 4 to 8 months, any color
- Adult Cat - over 8 months, any color, long or short hair
- Farm Cat – any adult cat, cannot be shown in adult cat class
 - Cat Showmanship – Over-all Award

Dog

Superintendent: Steve & Paula Exline



1. All dogs must be on a leash or in owner's crate.
2. **ALL DOGS MUST HAVE A CURRENT RABIES VACCINATION CERTIFICATE.**
3. Dogs are to be shown by 4-H or FFA member only. Dogs in showmanship classes are open to all 4-H and FFA members who have dogs entered in dog project. Each dog shall be shown according to style common to its breed or breed it resembles.

Obedience

1. Dogs may not be entered in more than one obedience class.
2. Dogs eligible for the Pre-Novice class may also compete in Novice Class.
3. Dogs entered in 'open' class may be entered in Graduate Novice, provided the dog did not place first or second in Graduate Novice the previous years.
4. Dogs with 'legs' toward CD title may not compete in the Pre-Novice or Novice Class. Dogs with CDX legs may compete only in the Open Class.

Class

- Pre-Novice A - both exhibitor and dog in first year of training.
- Pre-Novice B - dogs in first year of training and 4-H'ers that have trained and shown at least one dog at the pre-novice level. Handlers or dogs cannot have a CD degree prior to present club year.

- Novice - dogs in first year obedience training with advanced handler.
- Graduate Novice - dogs and handlers with more than one year of obedience experience.
- Open - dogs and handlers with more than one year of obedience experience.
- Utility - Advanced Obedience.
- Rally

Dog Showmanship

Entries are open to purebred or mixed breed dogs and must be owned by the exhibitor or in partnership with parent or guardian. The exhibitor is limited to one entry in showmanship.

Scoring for Showmanship

15 points Exhibitor (attitude and appearance)

20 points Animal (condition, grooming, clipping, cleanliness)

30 points Presentation of Animal (leading, posing, response to diversions and use of

equipment)


35 points Questions asked by judge

100 points Total

Class

- Dog Showmanship – Master *** pending
- Dog Showmanship - Senior Handler
- Dog Showmanship - Intermediate Handler
- Dog Showmanship - Junior Handler


Goat General Rules



1. Goats must be broke to lead. Exhibitors may use halters, collars or collar with a short lead when showing.
2. Trimming of goats will be allowed at the fair with the following conditions:
 - a. Goats need to come to the fair clipped. Clipping is the responsibility of the exhibitor.
 - b. Tarp must be placed under the trimming stand when trimming.
 - c. Trimming chutes may not block doorways or aisles and must be removed when not in use.
3. No injecting or applying topical agent (i.e. icy hot, cool blue, or alcohol-based product). Animals found in violation will be disqualified.
4. Injection, drenching or application of any substance per rectum is prohibited. Further, the application of any substance to or near the tail will be prohibited
5. **All goats must have four hooves on the floor in the show ring at all times. Holding hooves off the ground or placing on any support or altered ring surface is not acceptable. Exhibitors will receive one warning if they are found excessively lifting or slapping goats. Second offenses will result in automatic exhibitor disqualification.**
6. All female goats will have scrapie tags and official tag or readable tattoo.
7. No Intact males may be shown. Males must be banded by 1st weigh in date

Dairy Goat

Superintendent: Charlie Miller



1. A minimum of four head required for a class.
2. Classes are open to 4-H and FFA members who identified animals in 4hOnline by May 15.
3. Iowa is a brucellosis and TB-free state. Dairy goats originating in Iowa need not be tested.

Class

- Junior Does - Does under 24 months of age that are not in milk and have never freshened
- Senior Does - Does in milk or that have freshened. Does must be in milk at time of show.

Non-Production Goat

- includes angora, pygmies, dairy wethers and other breeds (less than 2 years of age)

Class

- • Non Production

Dairy Goat Showmanship

Class

- Dairy Goat Showmanship - over-all award

Meat Goat

Superintendents: Eric Taylor and Cody Jimmerson

1. All market animals must be weighed and tagged prior to May 15.
2. All animals must be ID'ed in 4hOnline 2.0
3. Market classes are open to wether or doe born after December 1 of previous year.
4. Market classes will be broken by weight
5. Market Does may be shown as market or breeding but can only show in one class and must choose class in fair entry before the fair.
6. Breeding does MUST have a birthdate, 4-H tag and be ID'ed in 4hOnline.
7. Breeding goat classes will be broken by age
8. Animals designated as county born and raised may show in county raised class.

Market Class

- Meat Goat Wethers
- Meat Goat Does
- County Raised
- Champion Meat Goat

Breeding Doe Classes

- Doe Kids (under 12 months of age)
- Yearling (12 – 24 months of age)
- Senior up to 5 years of age

Meat Goat Showmanship

Class

- Master Showmanship: those who have won their class level and aren't eligible to move to the next level.
- Senior Showmanship: Grades 10, 11, 12
- Intermediate Showmanship: Grades 7, 8, 9
- Junior Showmanship: Grades 4, 5, 6

4-H/FFA Horse, Pony, Miniature Horse, Draft, Mule or Donkey

Superintendents: McKenzie Gettler



A Guide for 4-H Equine Shows in Iowa will be used as a class requirement reference. These are available for purchase from the Extension office and all exhibitors are expected to be familiar with and follow the specific attire, tack and class expectations.

Horses must be ID'ed and pictures uploaded on 4hOnline 2.0 by May 15. FFA members should turn in a Horse Identification Form to the Extension Office by May 15. All animals must be purchased/leased and nominated by May 15 of the show year. An animal may be identified by

more than one 4-H member (immediate sibling or stepsibling only) but **may not** be identified as 4-H under one sibling and FFA under another sibling.

Leased horses must have lease form 4H 106c uploaded on 4hOnline by May 15. FFA members should turn in the form to the Extension Office. Leased horses may not be shown in halter classes but may be shown in showmanship. Horses owned by distant family members (aunts, uncles, cousins, or grandparents) are considered leased horses.

Entries: Each exhibitor will be required to pre-register for classes on fairentry.com prior to July 1.

- Please note that juniors have completed grades 4-6, intermediates have completed grades 7-9, and seniors have completed grades 10-12.
- Each horse/pony may only be entered in one western pleasure class.
- A horse may be entered by more than one family member (if properly ID'ed) with the following limitations:
 - ◇ The horse may NOT be shown more than once in each class. For example, if one sibling shows in junior barrels, the other sibling may not show the same horse in senior barrels.
 - ◇ However, it would be acceptable for family members to show the same horse in showmanship and/or horsemanship in different age divisions.
 - ◇ Each member must take a major role in the training of his/her mount.
- In cases where siblings share only one horse, there is no restriction on which classes they each may enter.

Horses are expected to be under exhibitor's control during the show or be excused at judge's discretion. Exhibitors must walk their horses from the stall barns to the enclosed area behind the arena prior to mounting and must dismount prior to leaving the area and walking their horse back to the stall barns. Horses are only to be ridden in the enclosed area behind the arena and within the arena.

Ages of horses or ponies shall be based on January 1.

Height of Horses: Horses measure 14.1 hands and over. Any equine under 14.1 hands will be considered a pony. Miniature horses measure 38" and under. Height will be determined at check-in. (Four inches equal one hand, ponies that are shod shall have ½ inch deducted from height.)

Exhibitor: Only 4-H/FFA exhibitors can warm up or ride 4-H/FFA horses during the county fair. Trainers, parents and family members will not be allowed to warm up or ride the 4-H exhibitor's horse until after the last 4-H/FFA horse show class is complete.

Exhibitor's attire: All 4H/FFA youth participating in any riding classes must wear American Society of Testing Materials (ASTM) and Safety Engineering Institute (SEI) approved headgear with chin strap and properly fitted harness while mounted and riding, including warm up.

Every Time-Every Ride. No caps, hats or scarves will be allowed to be worn under the helmet. Dallas County Fair and ISU Extension make no representation or warranty, express or

implied, about any protective headgear and caution riders that death or serious injury may result despite wearing such headgear as all equestrian sports involve inherent dangerous risk and as no helmet can protect against all un-foreseeable injuries.

Western Attire: Clothing must be neat and clean. A solid, plain, front button or snap long-sleeved, collared shirt of any color (including white) may be worn. The following is **prohibited:** personalized logos or embroidery, zippers, sheer or lace fabric, embellishments or bling of any kind including, but not limited to, sequins, rhinestones, chains, etc. Shirt must be tucked in pants in all classes. Pants must be dark blue or black riding style jeans (no holes or distressing), western boots (fashion heels are prohibited), ASTM/SEI approved helmet and belt. FFA members may wear a sleeveless white shirt with an FFA neck scarf under their FFA chapter coats. Spurs are optional and must be dull with the rowels free moving; chaps are not to be worn. The 4-H armband or chevron is mandatory, and the armband **MUST** be worn on the upper left arm. Hair must be neat and securely fastened if long, so as not to cover the rider's number.

Hunt Seat English Attire: Exhibitors must wear hunt coats of traditional colors such as navy, dark green, gray, black, or brown. Maroon and red are improper. Breeches (or jodhpurs) are to be of traditional shades of buff, khaki, canary, light gray, or rust. Shirts of any color with tie or choker are preferred. Hair must be neat and contained (as in net or braid). Exhibitors must wear high English boots or paddock (jodhpur) boots of black or brown. Spurs of the unrowelled type, gloves, crops or bats are optional. The 4-H armband or chevron is mandatory, and the armband **MUST** be worn on the upper left arm.

Saddle Seat English Attire: Clothing must be clean, neat and appropriate saddle seat attire (informal or formal). Riders shall wear a saddle suit or conservative solid coat with matching jodhpurs, tie, jodhpur boots and ASTM/SEI approved helmet. Spurs of the unrowelled type, whips and crops are optional. Long whips are prohibited. The 4-H armband or chevron is mandatory, and the armband **MUST** be worn on the upper left arm.

Games: 4-H/FFA T-shirts may be worn during speed events and games and riders are allowed to wear knee and leg protection at their own discretion. Armbands are not required with 4-H/FFA T-shirts.

In-hand trail or at halter: Youth shall wear the appropriate attire for the type of horse they are exhibiting (English type horses in English attire, Western type horses in Western attire). See above. In Western halter and showmanship classes, the exhibitor is expected to wear a cowboy hat.

Exhibitor numbers are to be worn on the exhibitor's back only in halter/showmanship classes. In performance classes, including timed events, exhibitors' numbers are to be worn on **both sides of the saddle pad**.

Stalls: Each 4-H/FFA member showing horses is required to keep at least one horse at the fairgrounds for the duration of the fair. Other horses to be stalled as space allows. Entries in the Mare/Foal class will **NOT** be assigned a stall. All stalls will be identified with an exhibitor

card and poster and assigned at check-in.

Health Care Statement: The Horse Health Care Statement must be turned in to the Horse Superintendent at check-in or upon arrival at the fairgrounds. All horses **MUST** be vaccinated for influenza (flu), rabies, West Nile and encephalomyelitis (WEE, EEE). Vaccinations for strangles and rhinopneumonitis are recommended. Please check with your veterinarian. The inoculations must be given no less than 4 weeks before the fair in order for them to be effective. For those who need both West Nile shots, the second one must be given a minimum of 4 weeks before the fair.

The Superintendent may refuse entry of any animal showing signs of poor health, if the horse poses a danger to itself, others, or its surroundings. During the Dallas County Fair, the Horse Superintendent has the final word on matters relating to 4-H and FFA horse related activities. There will be a vet check on the check-in day of the fair. Classes may be combined at superintendent's discretion depending upon the number of entries.

Tack Change - All exhibitors and their horses/ponies/mules are expected to be ready for their class when the previous class is being placed. If a tack/animal change is needed exhibitors must advise the gate person at the beginning of the class PRIOR to class and will be allowed **TWO MINUTES** between the classes for the change. Any exhibitor not able to meet the two-minute time limit will be scratched from the class.

Any exhibitor using excessive force of any type or showing any animal with obvious lameness will be excused from the show and will not receive their premium, upon the Horse Superintendent's discretion. If there are any concerns of excessive force or lameness, please contact the Horse Superintendent immediately.


Other Awards

The following awards will be awarded during the break between halter and performance classes. These awards are selected by the Superintendent.

- Best Decorated Stall

Show Order and Class Descriptions Halter and Showmanship

Classes start promptly at 7:30 a.m.



Exhibitors may exhibit two animals per conformation class. Second entry must be shown by a 4-H/FFA member in appropriate dress. Animals will be identified by the owner's number followed by "A" or "B". For all conformation classes horses will enter the arena at a walk and then proceed at a trot upon direction of the judge and ring steward. Exhibitors will then show their animal to the judge in the line-up. Class is judged on the breed standard for conformation, manner of travel and thriftiness of the animal. Unless otherwise noted, mares and geldings will be shown together. No stallions of any age are permitted.

Light-Horse English Type

(Arabian, Saddlebred, Morgan, Warmbloods, Thoroughbreds, Quarter Horse cross, etc.) To be shown in English tack. Any Horse shown in this class cannot be shown in classes Light Horse Western Type Mare or Gelding.

Class 1

- Light Horse English-Type, Mares and Geldings, All Ages

Mules, Donkeys, and Draft Horses

Class 2

- Mules, Donkeys and Draft Horses, Mares and Geldings, All Ages

Miniature Horse

Class 3

- Miniature Horse, Mares and Geldings, All Ages

Pony

(Quarter pony, Shetland, POA, grade, etc.)

Class 4

- Pony Halter, Mares and Geldings, All Ages

Mare & Foal

(Horse, Miniature Horse, Mules, Donkeys, Drafts) – The foal, born in the current year, must be broke to lead.

Class 5

- Mare & Foal

Light Horse Western Types – Mares

(Quarter, Appaloosa, Paint, Mustang, etc.)

Classes 6-9

- Yearling to 3-Year-Old Mares
- 4 to 12-Year-Old Mares
- 13-Year-Old and Older Mares
- Grand and Reserve Champion Mare (1st and 2nd place mares from classes 6-8)

Light Horse Western-Type- Geldings

(Quarter, Appaloosa, Paint, Mustang, etc.)

Classes 10-13

- Yearling to 3-Year-Old Geldings
- 4 to 12-Year-Old Geldings
- 13-Year-Old and Older Geldings
- Grand and Reserve Champion Gelding (1st and 2nd place geldings from classes 10-12)

Class 14: Grand Champion Western-Type Horse (from Mare and Gelding Champions)

Showmanship at Halter – Exhibitors will be judged on the preparation of the horse for the ring and their skill in the execution of a specific pattern which may include leading at a walk, jog, trot or extended trot; back in a straight or curved line; stop; turn 90, 180, 270, 360-degree or any combination of turns; setting up and inspection. Exhibitors are encouraged to compete in the showmanship class provided that they show their own project in that class. Any exhibitor winning first place in a showmanship class is eligible to compete in the Master Showmanship class in subsequent years until that member graduates to a higher division.

Classes 15-18

- Master
- Senior
- Intermediate
- Junior

Performance

English Classes start promptly 30-minutes following the end of Showmanship

Exhibitors are expected to know and follow the tack requirements for each class according to the Rules & Regulations for Equine Shows in Iowa.

English Walk-Trot

Exhibitors will show their animals at a walk and a trot both ways of the ring and will be asked to back. The class is judged on the performance of the mount including manner of travel, quietness and willingness.

Class 19-21

- Senior
- Intermediate
- Junior

Saddle Seat Pleasure Horse and Pony

Will be judged on performance, conformation, suitability and style. Horses will be shown at a walk, normal trot, rack, and canter both ways of the ring. A slow gait may be required at the judge's discretion. May be asked to back.

Class 22

- Saddle Seat Pleasure - All ages

Hunt Seat Pleasure Horse and Pony

Will be judged on performance, manners, conformation and suitability. Horses will be shown at a walk, normal trot and canter both ways of the ring. An extended trot or hand gallop may be required at the judge's discretion. May be asked to back.

Classes 23-25

- Senior
- Intermediate
- Junior



English Equitation Horse and Pony

Exhibitors to be judged on seat, hands, performance of mount, appointments of mount and rider and suitability of mount to rider. This class requires the execution of a set pattern determined by the judge and may require additional rail work by all exhibitors.

Classes 26-28

- Senior
- Intermediate
- Junior

Miniature Jumping

Judged on style, manners, and way of going with preference given to those miniatures who cover the course at an even pace, with free-flowing strides, as in a brisk trot or canter, but must maintain same gait throughout the course.

1. Limit two horses per exhibitor
2. Horse must be 3 years old or older
3. Minimum height for jumps will be 18" maximum 28"
4. Causes of Eliminations
 - 3 refusals
 - Off course
 - Fall of horse and or exhibitor
 - Failure to pass through start and/or finish cones
 - Loss of control: such as dropping the lead
5. Rules and jumps will follow the "Rules and Regulations for 4-H Equine Shows in Iowa" available in the office.

Class 29

- Miniature Jumping - All ages



Western Classes start promptly 30-minutes following the end of the miniature jumping class

Exhibitors are expected to follow the tack requirements for each Western class according to the *Rules & Regulations for Equine Shows in Iowa*

Pony Western Pleasure

Ponies will be shown on the rail at a walk, jog and lope and will be asked to back and stand quietly. The class is judged on the performance of the pony including manner of travel,

quietness and willingness. Ponies shown in this class may **not** be ridden in: 2 & 3 Year Old Walk Trot, Western Pleasure, or Ranch Horse Pleasure.

Class 30

- Pony Western Pleasure - All ages

2 & 3-year old Snaffle Bit Walk-Trot

Animal must be 2 or 3 years-old and will be shown in a snaffle bit or bosal on the rail at a walk and jog in both directions and will be asked to back. Rider to use both hands on the reins, maintaining light contact. The class is judged on the performance of the mount including manner of travel, quietness and willingness. Horses show in this class may **not** be ridden in: Western Walk-Trot, Pony Pleasure, Western Pleasure, or Ranch Horse Pleasure.

Class 31

- Snaffle Bit Walk-Trot - All Ages

English/Western Walk-Trot Novice Rider

Exhibitors will show their animals at a walk and a trot both ways of the ring and will be asked to back. The class is judged on the performance of the mount including manner of travel, quietness and willingness. This exhibitor may not show in any other riding classes except class 33, timed events, and/or trail. *May be in any year of 4-H; however, may only enter this class their first year of showing.*

Class 32

- All Ages

English/Western Walk-Trot Novice Horsemanship/Equitation

The rider's ability to execute a set walk/trot pattern with precision and smoothness while exhibiting poise, and confidence, and maintaining a balanced and fundamentally correct body position will be judged. This exhibitor may not show in any other riding classes except class 32, timed events, and/or trail. May be in any year of 4-H; however, may only enter this class their first year of showing.

Class 33

- All Ages

Western Walk-Trot

Exhibitors will show their animals at a walk and a trot both ways of the ring and will be asked to back. The class is judged on the performance of the mount including manner of travel, quietness and willingness.

Class 34-36

- Senior
- Intermediate
- Junior

Western Pleasure

Open to horses of all ages. Horses will be shown on the rail at a walk, jog and lope in both directions and will be asked to back. The class is judged on the performance of the mount including manner of travel, quietness and willingness. Horses shown in this class may **not** be ridden in: Pony Pleasure, 2 & 3-Year-Old Snaffle Bit Walk-Trot, or Ranch Horse Pleasure.

Classes 37-39

- Senior
- Intermediate
- Junior

Ranch Horse Pleasure

Open to horses of all ages. Ranch horses are less collected than Western Pleasure horses and have the appearance of “looking for more country”. Horses will be shown on the rail at a walk, jog and lope. An extended trot may be called for and the judge may ask for additional individual work from finalists or all exhibitors, which may consist of: lope and stop, roll back, or one 360-degree turn, etc. No flying lead changes or hand gallops. *Removed wording. Horses shown in this class may **not** be ridden in: Pony Pleasure, 2 & 3-Year-Old Snaffle Bit Walk-Trot, or Western Pleasure.*

Classes 40-42

- Senior
- Intermediate
- Junior

Western Horsemanship

The rider’s ability to execute a set pattern with precision and smoothness while exhibiting poise, and confidence, and maintaining a balanced and fundamentally correct body position will be judged. Exhibitors may be asked to perform the walk, jog and lope on the rail.

Classes 43-45

- Senior
- Intermediate
- Junior

Timed Events

Horses to be ridden in Western tack. Riders must walk their horses into the arena and not start before the gate has been closed. Upon completion of the pattern rider must dismount in the arena and lead their horse out. See *Rules and Regulations for 4-H Equine Shows in Iowa* for further information on tack and class requirements.

Pole Bending

A timed event in which riders must follow a 6-pole pattern. A 5-second penalty is added for each pole knocked over. No time given to exhibitors who go off course. Exhibitors may have two entries in this class.

Classes 46-48

- Senior
- Intermediate
- Junior

Barrel Racing

A timed event in which the cloverleaf pattern must be followed. A 5-second penalty is added for each barrel knocked over. No time given to exhibitors who go off course. Exhibitors may have two entries in this class.

Classes 49– 51

- Senior
- Intermediate
- Junior

Trail Classes will be held in the fenced warm up arena during the Western Performance classes. Official time will be announced at horse check-in.

Arena will be unavailable for exhibitors to use at that time.

In pattern classes, order of participants is based on a first-come first-serve manner. Exhibitors are expected to know and follow the tack requirements for each class according to the *Rules & Regulations for Equine Shows in Iowa*.

Trail Class

This class is open to members riding western or English. A pre-set course with 5 – 8 obstacles will be ridden. Each entry will be allowed a maximum of 3 attempts or 2-minutes (whichever is first) to complete each obstacle and will be asked to move on to the next obstacle. Exhibitors may have two entries in this class.

Classes 51-53

- Senior
- Intermediate
- Junior

In-Hand Trail Class

This class is open only to yearlings and miniatures. Animals are to be shown in halter and lead rope made of leather, rope or other suitable material. Exhibitors will lead their animals through a pre-set course with 5 – 8 obstacles. Each entry will be allowed a maximum of 3 attempts or 2-minutes (whichever is first) to complete each obstacle and will then be asked to move on to the next obstacle. Exhibitors may have two entries in this class.

Class 54

- **In-Hand Trail - All ages**

Pets

Superintendent: Mary, Robert and Rosalie Sterner



1. All pets must be identified in 4hOnline 2.0 by May 15.
2. All pets must be caged, on a leash or in some way controlled by the owner (cage supplied by owner).
3. Livestock animals such as swine, horses, cattle (beef and dairy) are not to be shown in the Pet Show. All other animals must be less than 200 pounds in order to be shown.
4. Pot-bellied pigs are classified as SWINE and may not be brought to the fair.
5. Exhibitors may not show the **same animal** in two different shows. (For example, you may not show the same rabbit in the pet show and in the rabbit show.)
6. All animals must be healthy at the time of the show. Any health requirements for other classes for that species will also apply to the pets. Cats, dogs and ferrets must have current rabies and/or distemper certificate. Vaccinations are required a minimum of 3 weeks prior to the fair for all small animals.
7. Pets must be shown by 4-H exhibitor.
8. Pregnant animals will not be allowed to show. No animal with a nursing litter may be brought to the fair.
9. Kittens, dogs and ferrets shown at the fair must be 4 months old.
10. All pets must be at show area and checked in 15 minutes before the time judging is to begin.
11. Judge has the option of removing pets from cages or asking the 4-H'er to show and handle the pet.
12. No presentations or props are to be used for the judge or audience. Posters and pictures may be used.

Pet projects will be evaluated on three points:

- a. A one-page report on the care, feeding and the exhibitor's history with the pet. This report must be turned into the extension office on the date stated in the 4-H newsletter.
- b. Judge's evaluation of pet (health, grooming, tameness and general appearance).
- c. The 4-H'er's ability to tell the judge what he/she has learned and the depth of understanding of that knowledge.

Class

- Pets – Novice - first year in the pet project
- Pets – Advanced - second year or more in the pet project area

Poultry

Superintendent: Lisa and Jamie Wilkerson




1. In the Production class, exhibitors may enter up to two entries.
2. In the Rare Breeds & Hobby Poultry, exhibitor may bring up to ten entries.
3. Market Broiler Challenge replaces Standard Market Classes.
4. To enter the Market Broiler Challenge you must sign up by **date set by superintendent**.
5. For the Market Broiler Challenge participants will bring their best 3 to broilers to check in for the fair.
6. Exhibitors may not show the same animal in two different shows. (For example, you may not show the same bird in the pet show and in the poultry show.)
7. All poultry must be checked in by the Poultry Superintendent or designated substitute.
8. The Superintendent may refuse entry of any animal showing signs of disease, lice etc. at check in or during the county fair.
9. Pollorum testing within 90 days prior to fair is required. Please note that poultry purchased from a hatchery and raised are not exempt from Pullorum testing.
10. All poultry must be caged. For large birds, owner may be asked to supply cages. Check with Poultry Superintendent for availability.
11. Exhibitors are responsible for entering, feeding and caring for each entry.
12. Judging will be based upon:
 - Evaluation of animal
 - Health, grooming
 - General appearance
 - In accordance to the American Poultry Association book of "American Standard of Perfection".
13. Poultry will be broken into the following classes. If classes are large enough the superintendent may divide the class by breed and variety.

Breeding Poultry (chickens)

Class

- Standard
- Bantam



Other Breeding Poultry

Class

- Duck
- Geese
- Turkey
- Pigeon

Ornamental

Class

- Guinea, quail, pheasant, peafowl

Market Broiler Challenge– Pen of 3

Class

- Broilers

Production Poultry

Pen of 3 - either white or brown egg producers

Class

- Production

Poultry Showmanship

Class

- Master Showmanship
- Senior Showmanship
- Intermediate Showmanship
- Junior Showmanship

Rabbit

Superintendents: Kendra and Adam Woehl



1. All rabbits must be checked in by the Rabbit Superintendent or designated substitute.
2. Exhibitor may enter a maximum of 10 individuals in the Purebred Breeding Class or Crossbred Class and two meat pens. A total of only 5 breeds may be shown by one exhibitor

(crossbreds are not a breed). See www.arba.net for breeds.

3. Exhibitor is responsible for bringing feed and water bowls.
4. The Superintendent may refuse entry of any animal showing signs of disease, ear mites, etc.
5. Rabbits must be identified with a tattoo in the ear.
6. No pregnant does will be allowed to enter.
7. No litter boxes permitted in the cages.

Market Class

1. Market individuals or pens can be purebred and/or crossbred.
2. Meat pens will consist of 3 rabbits (any sex) 3-5 pounds each, as uniform in weight, size, breed and color as possible.

Class

- Meat Pen
- Individual Fryer (a fryer is under 69 days old)

Purebred Breeding Stock

Rabbits that exhibit traits as defined in the American Rabbit Breeders Standard of Perfection.

Class

Commercial Breeds

American	Beveren	Checkered Giant	
Champagne d'Argent	Creme d'Argent	Californian	
Giant Chinchilla	American Chinchilla	Flemish Giant	
French Lop	New Zealand	Palomino	Satin

Class

Fancy Breeds

Angora	Belgian Hare	Standard Chinchilla	
Dutch	English Spot	Florida White	
Harlequin	Holland Lop	Havana Himalayan	
Netherland Dwarf	Polish	Rex	
Mini Lop	Mini Rex	Silver Martin	Tan

Crossbred Stock

Rabbits that do not exhibit traits as defined in the American Rabbit Breeders Standard of Perfection for any breed.

Class

- Crossbred Rabbits



Fur

Class

- White Fur – The fur on the usable portion of the rabbit’s pelt must be completely white and free of any color markings or hair. Applicable to all fur/wool types except rabbits with rex fur.
- Colored Fur – Any rabbit with colored fur or markings on the usable portion of the pelt. Applicable to all fur/wool types except rabbits with rex fur.
- Rex Fur—The Rex coat is short and plush - standing upright with the guard hairs nearly the same length as the undercoat. Any Rex or Mini Rex rabbits will be placed into the Rex Fur class regardless of color.

Showmanship

Class

- **Master Showmanship- those who have won their class level and aren’t eligible to move to the next level.**
- Senior Showmanship - Grades 10, 11 or 12
- Intermediate Showmanship - Grades 7, 8, 9
- Junior Showmanship - Grades 4, 5 or 6

Sheep

Superintendent: Cody Jimmerson & Eric Taylor

All Sheep must be weighed and have a 4-H/FFA tag this includes Market Lambs, Commercial and Purebred Breeding Ewes



Market Lambs

1. A 4-H/FFA member may enter a maximum of five market lambs, five as individuals and one

pen-of-three (individuals may be shown in the pen-of-three).

2. All market lambs must be docked and slick shorn for the fair veterinarian to check for lamb fungus at weigh-in.
3. Ram lambs are not allowed. Wethers must have testicles removed and healed.
4. Market class sheep must weigh a minimum of 90 lb. on entry day. Those not meeting the above weight will be shown in feeder lamb class.
5. All market lambs must have been born on or after January 1 of current year and must be tagged with a county ear tag.
6. Lambs shown in purebred classes are not eligible to show in market classes.
7. All lambs must be dry at weigh-in time.
8. Trimming of sheep will be allowed at the fair with the following conditions:
 - a. Sheep need to come to the fair sheared. Shearing is the responsibility of the exhibitor.
 - b. Tarp must be placed under the trimming stand when trimming.
 - c. Trimming chutes may not block doorways or aisles and must be removed when not in use.
9. Market sheep designated as “**county born and raised**” recognizes lambs who have been born and raised in Dallas County. This class is an exhibition class similar to the rate-of-gain class and does not play into the market lamb competition. Lambs in this class will be judged as a market lamb. Exhibitors shall be prepared to answer questions from the judge pertaining to the ownership, breeding and care of the lambs.
 - a. Lambs shall be born and raised in Dallas County.
 - b. Lambs shall weigh 90 pounds or more at county fair weigh-in to be eligible.
 - c. Lambs qualifying for the county raised class may also be shown in the regular market lamb competition. They count toward the five head market lamb limit. The exhibitor is limited to one lamb for this class.
 - d. Comply with all other market lamb rules.
10. Lambs considered for purple ribbon must have a minimum of .35 pounds average daily gain.
11. No muzzles; no icing of lambs; no ice allowed in spray bucket or blankets; any abusive care including slapping or excessive modification of lambs, will be grounds for disqualification at the discretion of show officials.
12. **All lambs must have four hooves on the floor in the show ring at all times. Holding hooves off the ground or placing on any support or altered ring surface is not acceptable. Exhibitors will receive one warning if they are found excessively lifting or slapping lambs. Second offenses will result in automatic exhibitor disqualification.**
13. All market lambs must have been weighed at the weigh-in date published in the 4-H newsletter, usually the first Saturday in May of the current year, at the county fairgrounds, organized by the Sheep Superintendent. All lambs will be tagged with official Dallas County

tags.

14. The maximum beginning weight of rate-of-gain lambs will be 80 lbs.

Class

- Market Lambs
- Black face
- White Speckled face
- Pen-of-Three

Breeding Sheep

1. Each exhibitor is eligible to show no more than two ewe lambs and two yearling ewes per breed.
2. Entries in the ewe lamb classes must be born on or after January 1 of current year.
3. Entries in the yearling ewe classes must be ewes born prior to January 1 of current year. Maximum age at fair time shall be 22 ½ months.
4. At entry, all purebred sheep must be identified with private breeder's tag and purebred papers in the exhibitor's name.
5. Commercial ewes are not eligible to be shown in market or purebred classes.
6. Purebred ewes are not eligible to be shown in market or commercial classes, or rate-of-gain contest.
7. All purebred sheep will be classified according to breed.
8. Breeding sheep must be sheared (except 'wool' breeds). Shearing is the responsibility of the exhibitor and must be done within 30 days of the show. Maximum length of wool to be ¾ inch.
9. All commercial ewes should be closely sheared (suggested length close to ¼ inch) and the length should be the same over the entire body of the lamb.

Class

- Purebred Suffolk ewe lambs
- Purebred Suffolk yearling ewes
- Purebred Hampshire ewe lambs
- Purebred Hampshire yearling ewes
- Purebred Other Breeds ewe lambs
- Purebred Other Breeds yearling ewes
- Commercial ewe lambs
- Commercial Black face
- Commercial White speckled face
- Commercial yearling ewes

THERE WILL BE NO RAM CLASSES

Showmanship (includes Market and Breeding)


Class

- **Master Showmanship- those who have won their class level and aren't eligible to move to the next level.**
- Senior Showmanship - Grades 10, 11 or 12
- Intermediate Showmanship - Grades 7, 8, 9
- Junior Showmanship - Grades 4, 5 or 6

Clover Kids rules on pages 49-51

Swine

Superintendent: Mike Fay



General Requirements:

1. All swine must be farrowed on or after January 1 of current year.
2. All swine, including breeding gilts, must be ear tagged, and the 4-H on-line enrollment completed by the County 4-H project enrollment deadline, usually May 15th.
3. A maximum number of 12 animals may be identified. Each exhibitor will be allowed to show up to 6 pigs in any combination of market and breeding animals.
4. All swine are required to receive two vaccinations for Erysipelas, initial one by April 15th and a second one at least 21 days prior to the fair.
5. All swine meeting the above requirements and entered on check-in day will be eligible to show.
6. All swine must have hair at least ½" in length the day of show. Animals in violation will not be allowed to show.
7. At this time it is uncertain if a buyer will be available to sell the pigs to so there are two options that may occur:

a) If no buyer is identified, all pigs will be required to return home with the exhibitor and not be eligible for the livestock sale.

b) If a buyer is identified, an exhibitor may elect to take their market swine and/or breeding gilts home in accordance with the release date and time of livestock from the fair.

10. Swine require both health papers completed by a vet within 7 days of the fair and a vet check before unloading on the fairgrounds.

Market Swine

1. Each exhibitor may show up to four market swine, any combination of market barrows or market gilts.
2. There will be Market Barrow, Market Gilt, & Market Purebred swine divisions.
3. Exhibitors must designate their purebred Market Swine on their 4-H enrollment form and present a copy of the pig's registration papers at check-in to be eligible for the Purebred Market Swine class.
4. Breeding Gilts may not be shown as Market Gilts.
5. Breeding Gilts may not be entered as Production Swine.

Class

- Market Barrow
- Market Gilt
- Market Purebred

Breeding Gilt

1. Each exhibitor may show up to six breeding gilts, any combination of crossbred and purebred gilts.
2. Exhibitors must designate their purebred Breeding Gilt on their 4-H enrollment form and present a copy of the gilts registration papers at check-in to be eligible for the Purebred Breeding Gilt class.
3. The winner of the purebred Breeding Gilt class will compete against the winner of the crossbred Breeding Gilt class to determine the champion and reserve champion Breeding Gilt.
4. Market gilts may not be shown as breeding gilts.

Class

- Breeding Gilt

Production Swine

1. At check-in on entry day of the fair, each exhibitor may designate one Market Barrow or Market Gilt to be scanned for the production class. The cost of the scan will be paid for by the Dallas County Pork Producers.
2. Scan results will be discussed with 4-H'er before placing of this class. 4-H'er must be present to participate in results discussion to be eligible to win this class.
3. Breeding gilts are not eligible for the production swine class.

Class

- Production Swine

Class Number

- **Master Showmanship- those who have won their class level and aren't eligible to move to the next level.**
 - Senior Showmanship - Grades 10, 11 or 12
 - Intermediate Showmanship - Grades 7, 8, 9
 - Junior Showmanship - Grades 4, 5 or 6