

2021 Dallas County Fair - 4-H Schedule



Monday, July 5

- 1:30-6:30 p.m. 4-H Static Exhibit Judging – Community Building
- 1:30-6:00 p.m. 4-H Bucket/Bottle Calf Interviews – Community Building

Tuesday, July 6

- 8:00 – 11:00 a.m. 4-H/FFA Beef and Bucket Calf Weigh-in
- 8:00 – 10:00 a.m. Clover Kids bucket and Bottle animal Check-in
- 4:00 – 7:00 p.m. 4-H Sheep and Goat Check-in
- 4:00 - 8:00 p.m. 4-H/FFA Horses Check-in
- 5:00 -7:00 p.m. 4-H/FFA Rabbit Check- in
- 6:00 – 8:00 p.m. 4-H/FFA Poultry Check-in
- 7:00 p.m. - end 4-H/FFA Swine Weigh-in & vet check

Wednesday, July 7

- 7:30 a.m. 4-H/FFA Horse Show
- 8:00 – 10:00 am Farm Bureau 4-H Breakfast
- 1:00 -8:00 p.m. Static Exhibit Building Open; Silent Auction Begins

Thursday, July 8

- 7:30 a.m. 4-H/FFA Dairy Goat Show – Livestock Showing
- 9:30 a.m. 4-H/FFA Meat Goat Show – Livestock Showing
- 12:00 p.m. 4-H/FFA Sheep Show – Livestock Showing
- Clover Kids Bottle Lamb/Goat Shows Livestock Showing – immediately following the conclusion of the 4-H Sheep Show
- 3:30- 6:30 p.m. Clover Kids Day – Community Building
- 4:00 p.m. 4-H Dog Show – Entertainment Plaza
- 5:30 p.m. BBQ for Dallas County 4-H Families
- 6:00 p.m. 4-H State Fair Pictures for Static Exhibits – Fair Wall
- 6:30 p.m. Ultimate Showmanship – Sponsored by ADM FFA - Livestock Showing

Friday, July 9

- 8:00 a.m. 4-H/FFA Swine Show – Livestock Showing
- after swine show Little Squealers -Youth swine show
- 8:00 a.m. 4-H/FFA & Clover Kids Rabbit Show-Entertainment Plaza
- 1:00 p.m. Share the Fun – Center Stage
- 2:00 p.m. 4-H Working Exhibits – Community Bldg.
- 3:00 pm County Council sponsored games – Livestock Show Ring

Saturday, July 10

- 8:00 a.m. 4-H/FFA Junior Feeder Show – by the Feeder Pens
- 8:30 a.m. 4-H/FFA Beef Show – Livestock Showing
- 9:00 am 4-H Pet Show- Entertainment Plaza
- 10:30 am Clover Kids Pet Show- Entertainment Plaza
- 11:30 am 4-H Cat Show – Community Building
- 12:00 p.m. 4-H Bucket/Bottle & Returning Bucket Bottle Calf Show- Livestock Showing
- After the 4-H show Clover Kids Bucket/ Bottle Calf Show - Livestock Showing
- 3:00 p.m. Bidding Closes-4-H Foundation Silent Auction-Comm. Building
- 3:00 p.m. 4-H/FFA & Clover Kids Poultry Show – Small Animal Building

Sunday, July 11

- 6:00 am. 4-H Livestock going home, Released
- 8:00 -10:00 a.m. 4-H Static Exhibits Released
- 10:30am Clean up of Static building

4-H members will clean barns following animal release

2021 Dallas County Fair Book Table of Contents

Fair Schedule.....	1
Fairground Rules.....	3
4-H General Rules and Regulations	4
Premium Money	5
Health Requirements for Livestock.....	6
Herdsmanship	7
Auction.....	7
Showmanship	7
General 4-H & FFA – Livestock Rules and Regulations	8-9
Beef	10-12
Dairy Cattle.....	12
Bucket calf	12-13
Returning Bucket Calf	13
Cats	14
Dog	15
Meat & Dairy Goats	16-17
Horse, Pony, Mule Donkey	18- 26
Pets	27
Poultry	28-29
Rabbit	29-31
Sheep	32-34
Swine	34-36
Static Exhibit – Rules and Regulations	36-37
Exhibit Judging Schedule	38
Animals.....	38
Ag & Natural Resources	38-39
Music	39
Photography	39-41
Visual Art	41-42
Family & Consumer Sciences	42
Food and Nutrition.....	42-44
Sewing & Needle Arts.....	44
Personal Development	44-46
Science Engineering & Technology	46
Club Books	46
Clover Kids --All Rules	47-49
Livestock Judging Contest	50

Dallas County Fair Book

This book will be used for the 2021 Dallas County Fair. Any updates will be posted to the website. You will not find the schedule of work assignments or trophy donors listed in this book. Trophy donors will be posted at the fair. The fair book is a collaborative effort of the Dallas County Fair Board, Dallas County Extension Youth Committee and Dallas County Extension Staff

General Information

The management will use diligence to ensure safety of animals and articles entered for exhibition, but will not be responsible for damage or loss by fire, theft, etc. All 4-H and FFA exhibitors are always to respect the welfare of animals. The rules and regulations found in this catalog have approval of the Dallas County Fair Association.

The Fair Board reserves the right to withhold the premiums awarded in any case in which it shall appear that the regulations or rules have been violated or that fraud or deception has been practiced or attempted.

Fairground Rules

1. No alcoholic beverages will be allowed on the fairgrounds during the county fair. No alcoholic beverages are allowed outside of the campground area except designated areas such as North Track or South Arena.
2. No dogs are allowed on the fairgrounds except for those in the 4-H dog or pet show. Pets are allowed in the campgrounds.
3. No bikes are allowed in any of the barns.
4. Livestock trailers must park in designated parking areas.



4-H/FFA General Rules and Regulations for All Youth

NEW IN 2021: Graduated FFA members can show through November 30th following their 4th National Convention after graduation or 23 years of age, whichever is first.

1. All youth must be enrolled in 4-H or FFA by May 15 of the current year in order to exhibit at the Dallas County Fair. FFA members must be listed in the chapter's 2020 – 2021 membership roster and be in good standing with their FFA chapter. Exhibitors are defined in the following manner:
 - **Senior:** Grades 10, 11 and 12
 - **Intermediate:** Grades 7, 8, 9
 - **Junior:** Grades 4, 5 and 6
 - **Clover Kids:** K-3
2. All exhibitors must be Dallas County 4-H in 4th through 12th grade, Clover Kids youth in grades K – 3, FFA members may exhibit through age 23 if in good standing with FFA advisor and chapter. All 4-H members must be enrolled in 4-H Online 2.0.
3. All exhibitors have signed the "Iowa Code of Ethics" when they enrolled in 4hOnline 2.0 stating they will abide by all rules.
4. All animals must be identified in 4hOnline 2.0 by May 15 of current year to be exhibited at the County Fair.
5. All fair entries are to be made in FairEntry.com on or before June 15 at 11:59 pm for livestock entries, and July 1st at 11:59 pm for static entries.
6. All classes will be placed in four groups designated as purple, blue, red, and white. Clover Kids classes are noncompetitive and will receive a green participation ribbon.
7. No exhibit will be eligible for a champion ribbon unless it is of blue-ribbon quality.
8. No premium money will be awarded to exhibits removed before release time.
9. All premiums received in club group classes go to the club treasury at the Dallas County Extension Office and not to individual exhibitors.
10. Any member exhibiting may substitute another Dallas County exhibitor to show their project in case of illness or if a member has two entries in the same class or in different classes showing at the same time.
The substitute must be approved by the superintendent prior to the specific show.
11. No exhibitor will be allowed to stay in buildings overnight.
12. All exhibitors will be expected to clean out their stalls, pens, and area prior to release.
13. Superintendents have authority to make decisions within their respective area.
14. All decisions made by judges are final.

Premium money will be awarded if funds are available.

Purple/Blue Red/White

\$ 1.50 \$ 1.00

Rate of Gain – Sheep

1 -\$ 7.50	4 -\$ 6.00	7 -\$ 4.50	
2 -\$ 7.00	5 -\$ 5.50	8 -\$ 4.00	
3 -\$ 6.50	6 -\$ 5.00	9 -\$ 3.50	10 -\$ 3.00

Production – Swine

1 -\$ 25.00	4 -\$ 17.50	7 -\$ 10.00	
2 -\$ 22.50	5 -\$ 15.00	8 -\$ 7.50	
3 -\$ 20.00	6 -\$ 12.50	9 -\$ 5.00	10 -\$ 2.50

Rate of Gain – Beef Lead Calves

1 -\$ 25.00	4 -\$ 17.50	7 -\$ 10.00	
2 -\$ 22.50	5 -\$ 15.00	8 -\$ 7.50	
3 -\$ 20.00	6 -\$ 12.50	9 -\$ 5.00	10 -\$ 5.00

Rate of Gain – Junior Cattle Feeder Pens (average of pen)

1 -\$ 25.00	4 -\$ 17.50	7 -\$ 10.50	
2 -\$ 22.50	5 -\$ 15.00	8 -\$ 7.50	
3 -\$ 20.00	6 -\$ 12.50	9 -\$ 5.00	10 -\$ 5.00

*These premiums are subject to change. *

Health Requirements for Exhibition Of Livestock, Poultry and Birds at County 4-H/FFA Fairs

NEW IN 2021: THE FOLLOWING SPECIES EXHIBITING AT THE DALLAS COUNTY FAIR MUST PROVIDE CURRENT HEALTH PAPERS AT TIME OF CHECK IN: Swine, Beef, Equine, Sheep, Goats

- Health papers must be within 30 days beef, equine, & goats
- Health papers must be within 14 days for sheep.
- Health papers must be within 7 days for swine.

ANY EVIDENCE OF WARTS, RINGWORM, FOOT ROT, PINK EYE, DRAINING ABSCESES OR ANY OTHER CONTAGIOUS OR INFECTIOUS CONDITION WILL ELIMINATE THE ANIMAL FROM THE SHOW.

Animals from quarantined herds cannot be exhibited. **Swine now require both health papers completed by a vet within 7 days of the fair and a vet check before unloading on the fairgrounds.**

SWINE

Swine originating outside of Iowa. Must come from a Brucellosis class "Free" state. Must have a negative brucellosis test 60 days prior to show. Must present a test record and a certificate of veterinary inspection that indicate each swine has a negative test for pseudorabies within the last 30 days prior to the show.

SHEEP AND GOATS

All sexually intact sheep (ewes & only) must have an individual Scrapie Flock of Origin identification tag. All sexually intact goats (does only) must be identified with an individual Scrapie Flock of Origin identification tag or by an official tattoo registered with USDA (to register, call 1-866-USDA-TAG).

POULTRY AND BIRDS

All poultry exhibited must come from U.S. Pullorum-Typhoid clean or equivalent flocks or have had a negative Pullorum-Typhoid test within 90 days of public exhibition and the test must have been performed by an authorized tester. *Please note that poultry purchased from a hatchery and raised are not exempt from Pullorum –Typhoid testing.*

DOGS AND CATS

All dogs and cats exhibited must have a current rabies vaccination certificate.

The decision of the official show veterinarian will be final.

Dallas County Fair Auction

In lieu of the traditional Dallas County Fair livestock auction, the Dallas County Youth Committee has made the decision to move forward in 2021 with a virtual exhibitor premium auction sponsored by DreamDirt Farm Real Estate & Auction. Any Dallas County 4-H members who participate in the 2021 Dallas County Fair are eligible to participate in this virtual premium auction, regardless of species or project type.

The auction will be virtually facilitated by DreamDirt Farm Real Estate & Auction. Dallas County 4-H members will have until June 15th to nominate whether or not they plan to participate in the auction. Each participant will then be assigned their own lot in the auction where family, friends, and community members will be able to bid on the exhibitor's auction lot. There will be one lot assigned per exhibitor. Bidding will be open on DreamDirt.com from Tuesday, July 7th at 8:00 AM to Sunday, July 11th at 6:00 PM. Youth will receive all proceeds generated by the auction.

A sign up form will be sent out for exhibitors to complete by **June 15th, 2021** that will include information they would like to include in their auction lot biography. If exhibitors do not complete and return the form by June 15th, 2021, they will not be eligible to participate in the auction.

This virtual auction will be a premium auction only and live animals will not be sold through an auction at the 2021 Dallas County Fair. Tyson will once again be providing a carcass contest for any beef exhibitors who choose to sell their animals through them. There will also be a buyer for sheep and goats. There will NOT be a buyer for swine at the 2021 Dallas County Fair.

***** Post graduate FFA members are NOT eligible for the 2021 Dallas County Fair Virtual 4-H Premium Auction *****

Guidelines for Showmanship Classes

Exhibitors are encouraged to compete in the showmanship class if they show their own project in that class. Any exhibitor winning first place in a showmanship class is not eligible to receive the same recognition in that class a second time, exhibitor can compete in Master Showmanship until they change levels. **Post graduate FFA members will be ineligible to compete in Showmanship for any species.** Each species will have a Master Showmanship class.

Master Showmanship- those who have won their class level and aren't eligible to move to the next level.

Senior Showmanship - Grades 10, 11 or 12

Intermediate Showmanship - Grades 7, 8, 9

Junior Showmanship - Grades 4, 5 or 6

General 4-H and FFA

Livestock Rules and Regulations

Entry

1. Market Beef must be ID in 4hOnline by February 1. All other animals must be in the possession of and identified by the individual 4-H'er in 4hOnline by May 15 of the current year in order to exhibit at the County Fair. (Market poultry exhibitors, see note under poultry.)
2. The Superintendent will determine the class schedules, order of show and whether classes may be added or eliminated.
3. Registration papers in the exhibitor's name may be requested at check in when applicable.
4. County Born & Raised is defined as an animal born & raised in Dallas County for the entire lifespan of the animal. One animal per species per exhibitor is eligible to compete in County Born & Raised.
5. **Livestock Exhibitors must enter animals they are showing in the FairEntry.com program. In this program they will choose classes and indicate number of pens by June 15th. Exhibitors may contact the extension office to confirm entries.**

General

1. All exhibitors in grades 4-12, including post-graduate FFA members, must be YQCA certified in order to show beef, sheep, goats, swine, rabbits and poultry at the county or state fair.
2. **All exhibitors** must wear a plain white shirt, 4-H/FFA T-shirt, jeans or slacks, appropriate footwear (boots, if showing large animals) and no hats when showing. Horse exhibitors check specific dress code in horse rules.
3. All livestock exhibitors must wear the furnished exhibitor's number while in the show ring.
4. No trailers will be allowed inside the fenced-in area after check-in until after livestock is released.
5. **All livestock exhibitors must check in with superintendent prior to leaving.** The Dallas County Fair reserves the right to withhold livestock sale checks until livestock stalls/pens and fairgrounds are cleaned.
6. Any animals showing signs of fungus, ringworm, draining abscesses, foot rot, sore mouth or any other contagious disease must be removed from the grounds immediately.
7. Superintendents are responsible for cleaning arrangements. 4-H staff and Youth Committee reserve the right to rule in special situations and the decision will be final.
8. If all rules are not followed by exhibitors and/or parents, exhibitor will be banned from showing at the Dallas County Fair for one year in that species and they will be asked to leave immediately by the Youth Committee. All exhibitors will be required to acknowledge that they have read and understand all rules stated with in the fair book prior to exhibition.

Grooming

It is the intent that the exhibitor takes responsibility for care and grooming of their animals. If assistance is needed, it should be aimed at helping the 4-H'er learn new skills.

Unethical fitting shall include any cutting or tearing of the hide, cutting or tearing underneath the hide or removal of tissue in any attempt to alter the shape or appearance. It shall also include attempts to disrupt or change normal dental development, adding artificial tail heads, switches, polls, hair and heels; as well as any attempt to change the conformation and degree of firmness by administration of fluids internally or externally in a liquid or solid state. No unnatural means of providing an animal feed, water, or other fluids (i.e. stomach pump, drenching, IV) will be allowed. Exhibitors, families and any involved parties using these methods will be disqualified and will forfeit all premiums.

Stalls and Pens

1. All stalls and pens must be bedded with sawdust or wood chips. Straw bedding or sand is not acceptable.
2. No porta coolers or like systems are allowed, including cooling floors.
3. No butt fans are allowed.
4. All moving parts on fans and equipment must be covered, including but not limited to blades, belts, etc.
5. All animals are to remain in designated areas after check-in at the fair. Animals cannot be outside gates.

Failure to comply with this rule will result in disqualification from all shows.

6. Livestock must remain on the fairgrounds from check-in until **released at 6 a.m. on Sunday**. Pets, dogs or cats are not included. Horses will be stalled as space allows. See horse rules.

NOTE: The exception to rule 5 would be: 1) a veterinarian determines that the health and welfare of the animal is at risk and should be allowed to go home and 2.) an exhibitor is competing in a recognized organization such as High School Rodeo.

Beef

Superintendent: Noah Taylor

Grooming chutes will always be kept outside the building.

All generators must be outside the fenced area.

For security reasons all lead cattle must be tied in designated tie out areas with lead, halter, and neck-tie overnight.

Market Beef

1. Exhibitors may weigh up to six lead calves.
2. All market beef animals will be automatically entered in the rate-of-gain contest. Starting weight of calves will be as of weigh-in date. Final weight will be determined when the calves are weighed at check-in. The top 10 Rate-of-Gain animals receive extra premium money and will be recognized during the market beef show.
3. Market beef steers must weigh a minimum of 1,000 pounds and market beef heifers must weigh 900 pounds at check-in to be eligible for market classes. Animals not meeting the above weights will be shown in a feeder class.
4. Market beef must have a minimum average daily gain of two pounds per day to qualify for a blue ribbon.
5. Market beef animals must be designated as "county born and raised" at the time of the December weigh-in or by February 1 in 4Honline to be recognized during the beef show. The animals will be designated with a special color rate-of-gain card. A champion "county raised" steer will be selected and eligible for grand champion market steer.
6. Tattoos are required for all purebred steers. The readable tattoo must match the ID form & animal registration. These tattoos are different than calf hood vaccination tattoos.
7. Registration papers are required for purebred steers at check-in with registration number listed in 4hOnline 2.0.
8. Champions and Reserve Champions from the Market Heifer Division, Purebred Divisions, and Crossbred Division will be eligible for Top 5 Overall Market Animal placings.
9. No cable halters may be used.
10. Market animals may not exceed 32 months of age at the time of fair check in.

Class

- Market Heifers
- Purebred Steers (Examples. Angus, Charolaise, Simmental etc.) will show in alphabetical order.
- Crossbred Market Steers
- Champion County Raised Steer will be chosen following the selection of the Top 5 Market Animals

Breeding Heifers

1. Two forms of ID are required: Tattoos are required for all breeding heifers (both purebred and commercial) and must match the ID form. A secondary ID may include 4-H Tag, registration papers or calf hood vaccination number. Both forms of ID must be listed in 4honline 2.0.
2. Registration papers are required for purebred heifers at check-in.
3. If a heifer is originally ID'ed and weighed as a market heifer, the animal does NOT need to be ID'ed again in 4hOnline 2.0 as a breeding heifer. If the heifer does show breeding instead of market, be sure a breed is designated at weigh-in time on 4honline 2.0 by February 1st or the heifer will only be eligible as a crossbred.
4. All heifers must be born between September 1, 2019 and December 31, 2020 and have birth date listed online.
5. Supreme and reserve champion awarded for breeding heifers.
6. Animals exhibited in breeding classes are not eligible to be exhibited in market classes.
7. Classes will be based on birthdate of heifer.
8. All heifers will be judged from the standpoint of type, quality, conformation and breed characteristics (when applicable)
9. Champions and Reserve Champions from the Purebred and Commercial Divisions will be eligible for Top 5 Overall Breeding Heifer Animal placings.

Class

- Purebred Heifer
- Commercial Heifer
- Produce of Dam – male or female offspring of a dam that was the exhibitor's previous beef project. Produce of Dam must be identified on ID sheets by May 15. May also be shown in other classes.

Cow/Calf

Cow and Calf Classes are not eligible to show for Top 5 Champion Awards



Class

- Beef Cow with Calf at side. Calf must be born after January 1 of current year.
- Calf (male) born after January 1 of current year. Calf may be from Beef Cow with Calf at Side Class or a separate entry.
- Calf (heifer) born after January 1 of current year. Calf may be from Beef Cow with Calf at Side Class or a separate entry.

Junior Cattle Feeders

1. The pen-of-three project is intended to be realistic cattle feeding experience. Emphasis is placed on live evaluation, record-keeping, project and industry knowledge, rate-of-gain and market readiness.
2. A Junior Cattle Feeder pen will consist of three animals, any breed or sex. Exhibitors may have up to three pens; each pen must be specified at weigh-in.
3. These animals will automatically be entered in the rate-of-gain contest. Starting weight of calves will be as of weigh-in date. Final weight is determined when the calves are weighed at check-in.
4. Accurate records of feed and other costs must be kept. Records are to begin on the day of weigh-in. The exhibitor's feed records are due upon weigh-in at the fair.
5. At the December/January weigh-in, four cattle may be weighed as potential animals for each pen of three. Only three animals per pen may be brought to the fair weigh-in.
6. Judging will be on the following:
 - (a) Production Records - 20 points
 - (b) Interview with Judge - 20 points
 - (c) Cattle Performance - 30 points
 - (d) Live Evaluation - 30 points

Class

- Junior Cattle Feeder Pen

Beef Showmanship (includes market and breeding beef)

Class

- Master Showmanship - those who have won their class level and aren't eligible to move to the next level.
- Senior Showmanship: Grades 10, 11, 12
- Intermediate Showmanship: Grades 7, 8, 9
- Junior Showmanship: Grades 4, 5, 6

Dairy Cattle

Class

- Females born before January 1 of previous year
- Heifer Calves born January 1 to December 31 of previous year
- Heifer Calves born after January 1 of current year

Dairy Cattle Showmanship

Class

- Dairy Cattle Showmanship - over-all award

Bottle or Bucket Calf

Superintendent: Bailey Luellen

Bottle calves do not need to weigh but exhibitors need to check in with the superintendent.

1. Calves may be any breed. Calves must have been born on or after January 1 of the current year, be in the member's possession, and identified in 4hOnline by May 15. **It is the intent of this class that the animal should be orphaned or taken from the cow under standard production practices** (i.e., mother rejected it, had twins, or is a dairy cow), NOT for the purpose of creating a project calf.
2. An exhibitor may identify up to three animals but may only exhibit **one** bucket calf per year; and that animal may be shown only in the bucket calf class.
3. Rope halters and neck ties are necessary for tying overnight. Calves must be tied in designated tie out areas. No grain or alfalfa hay is to be in the tie barns
4. All calves must be properly identified with an ear tag and/or tattoo.
5. Calves may be shown on rope halter. Show sticks and cattle combs are encouraged.
6. Clipping or fitting of calves is allowed for the bucket/bottle calf show. Please refer to general rules.
9. A costume class - The exhibitor may dress their calf up and ask another Dallas County 4-H Exhibitor to assist in dressing up and participating in the show ring. Show sticks and combs are not allowed. All materials are allowed as long as it will not harm the calf or other exhibitors.

Returning Bucket Calf

“Returning Bucket Calves” are calves that have been shown by the member as a bucket calf at the previous Dallas County Fair. Calves need to be properly weighed, tagged or tattooed and:

1. Identified as market or breeding beef in 4hOnline. (Follow the applicable class rules)
2. Returning calves will be shown clean. Clipping and fitting will be allowed for this class. Show sticks, cattle combs, and show halters are necessary.
3. Exhibitors showing bucket calves and returning bucket calves will be interviewed at a set time about the care and feeding of the calves. 4-H’ers will have a separate interview for each calf. (Check schedule.)

Both Bucket Calves and Returning Bucket Calves will be judged on the following:

- a. **Completed Bucket Calf or Returning Bucket Calf Project Record** - to be given to the judge when interviewed at static exhibit judging. **50 points**
- b. **Interview** – with the judge based on what the 4-H’er has learned about the care of the calf (including costs, feed, health, housing, breed) **50 points**
- c. **Show Ring Score** – including showmanship, general health, condition, and cleanliness of the calf, management of the calf and the exhibitor’s knowledge in this area. **50 points**
- d. Returning Bucket Calves need to include **Completed Bucket Calf Project Record** from previous year - to be given to the judge when interviewed at static exhibit judging. **25 points**

Class

- Bucket Calf
- Returning bottle calf (market calves or breeding heifers)
- Costume Class

Cat

Superintendent: Rosalie Sterner



1. Cats must be identified in 4hOnline by May 15.
2. **Vaccinations are required a minimum of 3 weeks prior to the fair.**
RABIES VACCINATION PAPERS MUST BE PRESENTED AT THE TIME OF ENTRY. VERIFICATION OF DISTEMPER SHOT MUST ALSO BE SHOWN.
Cats showing signs of parasites or disease will be excused. Decision of the veterinarian will be final.
3. Cats are to be brought one-half hour before show time on the day of judging, in a secure carrier, and remain in carrier when not being shown. Cats will be released after the show.
4. Cats will be judged by the following criteria:
 - cleanliness and smoothness of coat
 - grooming
 - general appearance
 - disposition
 - toenails shall be clipped before the fair
5. Pregnant cats will not be allowed to show. No cat with nursing litter may be brought to the fair.

Class

- Kitten - 4 to 8 months, any color
- Adult Cat - over 8 months, any color, long or short hair
- Farm Cat – any adult cat, cannot be shown in adult cat class
 - Cat Showmanship – Over-all Award

Dog

Superintendent: Steve & Paula Exline



1. All dogs must be on a leash or in owner's crate.
2. **ALL DOGS MUST HAVE A CURRENT RABIES VACCINATION CERTIFICATE.**
3. Dogs are to be shown by 4-H or FFA member only. Dogs in showmanship classes are open to all 4-H and FFA members who have dogs entered in dog project. Each dog shall be shown according to style common to its breed or breed it resembles.

Obedience

1. Dogs may not be entered in more than one obedience class.
2. Dogs eligible for the Pre-Novice class may also compete in Novice Class.
3. Dogs entered in 'open' class may be entered in Graduate Novice, provided the dog did not place first or second in Graduate Novice the previous years.
4. Dogs with 'legs' toward CD title may not compete in the Pre-Novice or Novice Class. Dogs with CDX legs may compete only in the Open Class.

Class

- Pre-Novice A - both exhibitor and dog in first year of training.
- Pre-Novice B - dogs in first year of training and 4-H'ers that have trained and shown at least one dog at the pre-novice level. Handlers or dogs cannot have a CD degree prior to present club year.

- Novice - dogs in first year obedience training with advanced handler.
- Graduate Novice - dogs and handlers with more than one year of obedience experience.
- Open - dogs and handlers with more than one year of obedience experience.
- Utility - Advanced Obedience.
- Rally

Dog Showmanship

Entries are open to purebred or mixed breed dogs and must be owned by the exhibitor or in partnership with parent or guardian. The exhibitor is limited to one entry in showmanship.

Scoring for Showmanship

15 points Exhibitor (attitude and appearance)

20 points Animal (condition, grooming, clipping, cleanliness)


30 points Presentation of Animal (leading, posing, response to diversions and use of equipment)

35 points Questions asked by judge

100 points Total

Class

- Dog Showmanship – Master
- Dog Showmanship - Senior Handler
- Dog Showmanship - Intermediate Handler
- Dog Showmanship - Junior Handler



Goat General Rules

1. Goats must be broke to lead. Exhibitors may use halters, collars or collar with a short lead when showing.
2. Trimming of goats will be allowed at the fair with the following conditions:
 - a. Goats need to come to the fair clipped. Clipping is the responsibility of the exhibitor.
 - b. Tarp must be placed under the trimming stand when trimming.
 - c. Trimming chutes may not block doorways or aisles and must be removed when not in use.
3. No injecting or applying topical agent (i.e. icy hot, cool blue, or alcohol-based product). Animals found in violation will be disqualified.
4. Injection, drenching or application of any substance per rectum is prohibited. Further, the application of any substance to or near the tail will be prohibited
5. **All goats must have four hooves on the floor in the show ring at all times. Holding hooves off the ground or placing on any support or altered ring surface is not acceptable. Exhibitors will receive one warning if they are found excessively lifting or slapping goats. Second offenses will result in automatic exhibitor disqualification.**
6. All female goats will have scrapie tags and official tag or readable tattoo.
7. No Intact males may be shown. Males must be banded by 1st weigh in date

Dairy Goat

Superintendent: Charlie Miller

1. A minimum of four head required for a class.
2. Classes are open to 4-H and FFA members who identified animals in 4hOnline by May 15.
3. Iowa is a brucellosis and TB-free state. Dairy goats originating in Iowa need not be tested.

Class

- Junior Does - Does under 24 months of age that are not in milk and have never freshened
- Senior Does - Does in milk or that have freshened. Does must be in milk at time of show.

Dairy Goat Showmanship

Class

- Senior Showmanship: Grades 10, 11, 12
- Intermediate Showmanship: Grades 7, 8, 9
- Junior Showmanship: Grades 4, 5, 6
-

Non-Production Goat: includes angora, pygmies, dairy wethers and other breeds (less than 2 years of age)

Class

- Non-Production (Other Goat)

Meat Goat

Superintendents: Eric Taylor and Cody Jimmerson

1. All market animals must be weighed and tagged prior to May 15.
2. All animals must be ID'ed in 4hOnline 2.0
3. Market classes are open to wether or doe born after December 1 of previous year.
4. Market classes will be broken by weight
5. Market Does may be shown as market or breeding but can only show in one class and must choose class in fair entry before the fair.
6. Breeding does MUST have a birthdate, 4-H tag and be ID'ed in 4hOnline.
7. Breeding goat classes will be broken by age
8. Animals designated as county born and raised may show in county raised class.

Market Classes

- Meat Goat Wethers
- Meat Goat Does
- County Raised
- Champion Meat Goat

Breeding Doe Class

- Doe Kids (under 12 months of age)
- Yearling (12 – 24 months of age)
- Senior (up to 5 years of age)

Meat Goat Showmanship

Class

- Master Showmanship: those who have won their class level and aren't eligible to move to the next level.
- Senior Showmanship: Grades 10, 11, 12
- Intermediate Showmanship: Grades 7, 8, 9
- Junior Showmanship: Grades 4, 5, 6

4-H/FFA Horse, Pony, Miniature Horse, Draft, Mule or Donkey

Superintendents: McKenzie Gettler



A Guide for 4-H Equine Shows in Iowa will be used as a class requirement reference. These are available for purchase from the Extension office and all exhibitors are expected to be familiar with and follow the specific attire, tack and class expectations.

Horses must be ID'ed and pictures uploaded on 4hOnline 2.0 by May 15. FFA members should turn in a Horse Identification Form to the Extension Office by May 15. All animals must be purchased/leased and nominated by May 15 of the show year. An animal may be identified by more than one 4-H member (immediate sibling or stepsibling only) but **may not** be identified as 4-H under one sibling and FFA under another sibling.

Leased horses must have lease form 4H 106c uploaded on 4hOnline by May 15. FFA members should turn in the form to the Extension Office. Leased horses may not be shown in halter classes but may be shown in showmanship. Horses owned by distant family members (aunts, uncles, cousins, or grandparents) are considered leased horses.

Entries: Each exhibitor will be required to pre-register for classes on faireentry.com prior to July 1.

- Please note that juniors have completed grades 4-6, intermediates have completed grades 7-9, and seniors have completed grades 10-12.
- Each horse/pony may only be entered in one western pleasure class.
- A horse may be entered by more than one family member (if properly ID'ed) with the following limitations:
 - ◇ The horse may NOT be shown more than once in each class. For example, if one sibling shows in junior barrels, the other sibling may not show the same horse in senior barrels.
 - ◇ However, it would be acceptable for family members to show the same horse in showmanship and/or horsemanship in different age divisions.
 - ◇ Each member must take a major role in the training of his/her mount.
- In cases where siblings share only one horse, there is no restriction on which classes they each may enter.

Horses are expected to be under exhibitor's control during the show or be excused at judge's discretion. Exhibitors must walk their horses from the stall barns to the enclosed area behind the arena prior to mounting and must dismount prior to leaving the area and walking their horse back to the stall barns. Horses are only to be ridden in the enclosed area behind the arena and within the arena.

Ages of horses or ponies shall be based on January 1.

Height of Horses: Horses measure 14.1 hands and over. Any equine under 14.1 hands will be considered a pony. Miniature horses measure 38" and under. Height will be determined at check-in. (Four inches equal one hand, ponies that are shod shall have ½ inch deducted from height.)

Exhibitor: Only 4-H/FFA exhibitors can warm up or ride 4-H/FFA horses during the county fair. Trainers, parents and family members will not be allowed to warm up or ride the 4-H exhibitor's horse until after the last 4-H/FFA horse show class is complete.

Exhibitor's attire: All 4H/FFA youth participating in any riding classes must wear American Society of Testing Materials (ASTM) and Safety Engineering Institute (SEI) approved headgear with chin strap and properly fitted harness while mounted and riding, including warm up.

Every Time-Every Ride. No caps, hats or scarves will be allowed to be worn under the helmet. Dallas County Fair and ISU Extension make no representation or warranty, express or implied, about any protective headgear and caution riders that death or serious injury may result despite wearing such headgear as all equestrian sports involve inherent dangerous risk and as no helmet can protect against all un-foreseeable injuries.

Western Attire: Clothing must be neat and clean. A solid, plain, front button or snap long-sleeved, collared shirt of any color (including white) may be worn. The following is **prohibited:** personalized logos or embroidery, zippers, sheer or lace fabric, embellishments or bling of any kind including, but not limited to, sequins, rhinestones, chains, etc. Shirt must be tucked in pants in all classes. Pants must be dark blue or black riding style jeans (no holes or distressing), western boots (fashion heels are prohibited), ASTM/SEI approved helmet and belt. FFA members may wear a sleeveless white shirt with an FFA neck scarf under their FFA chapter coats. Spurs are optional and must be dull with the rowels free moving; chaps are not to be worn. The 4-H armband or chevron is mandatory, and the armband **MUST** be worn on the upper left arm. Hair must be neat and securely fastened if long, so as not to cover the rider's number.

Hunt Seat English Attire: Exhibitors must wear hunt coats of traditional colors such as navy, dark green, gray, black, or brown. Maroon and red are improper. Breeches (or jodhpurs) are to be of traditional shades of buff, khaki, canary, light gray, or rust. Shirts of any color with tie or choker are preferred. Hair must be neat and contained (as in net or braid). Exhibitors must wear high English boots or paddock (jodhpur) boots of black or brown. Spurs of the unrowelled type, gloves, crops or bats are optional. The 4-H armband or chevron is mandatory, and the armband **MUST** be worn on the upper left arm.

Saddle Seat English Attire: Clothing must be clean, neat and appropriate saddle seat attire (informal or formal). Riders shall wear a saddle suit or conservative solid coat with matching jodhpurs, tie, jodhpur boots and ASTM/SEI approved helmet. Spurs of the unrowelled type, whips and crops are optional. Long whips are prohibited. The 4-H armband or chevron is mandatory, and the armband **MUST** be worn on the upper left arm.

Games: 4-H/FFA T-shirts may be worn during speed events and games and riders are allowed to wear knee and leg protection at their own discretion. Armbands are not required with 4-H/FFA T-shirts.

In-hand trail or at halter: Youth shall wear the appropriate attire for the type of horse they are exhibiting (English type horses in English attire, Western type horses in Western attire). See above. In Western halter and showmanship classes, the exhibitor is expected to wear a cowboy hat.

Exhibitor numbers are to be worn on the exhibitor's back only in halter/showmanship classes. In performance classes, including timed events, exhibitors' numbers are to be worn on **both sides of the saddle pad**.

Stalls: Each 4-H/FFA member showing horses is required to keep at least one horse at the fairgrounds for the duration of the fair. Other horses to be stalled as space allows. Entries in the Mare/Foal class will NOT be assigned a stall. All stalls will be identified with an exhibitor card and poster and assigned at check-in.

Health Care Statement: The Horse Health Care Statement must be turned in to the Horse Superintendent at check-in or upon arrival at the fairgrounds. All horses **MUST** be vaccinated for influenza (flu), rabies, West Nile and encephalomyelitis (WEE, EEE). Vaccinations for strangles and rhinopneumonitis are recommended. Please check with your veterinarian. The inoculations must be given no less than 4 weeks before the fair in order for them to be effective. For those who need both West Nile shots, the second one must be given a minimum of 4 weeks before the fair.

The Superintendent may refuse entry of any animal showing signs of poor health, if the horse poses a danger to itself, others, or its surroundings. During the Dallas County Fair, the Horse Superintendent has the final word on matters relating to 4-H and FFA horse related activities. There will be a vet check on the check-in day of the fair. Classes may be combined at superintendent's discretion depending upon the number of entries.

Tack Change - All exhibitors and their horses/ponies/mules are expected to be ready for their class when the previous class is being placed. If a tack/animal change is needed exhibitors must advise the gate person at the beginning of the class PRIOR to class and will be allowed **TWO MINUTES** between the classes for the change. Any exhibitor not able to meet the two-minute time limit will be scratched from the class.


Any exhibitor using excessive force of any type or showing any animal with obvious lameness will be excused from the show and will not receive their premium, upon the Horse Superintendent's discretion. If there are any concerns of excessive force or lameness, please contact the Horse Superintendent immediately.

Other Awards

The following awards will be awarded during the break between halter and performance classes. These awards are selected by the Superintendent.

- Best Decorated Stall

Show Order and Class Descriptions Halter and Showmanship



Classes start promptly at 7:30 a.m.

Exhibitors may exhibit two animals per conformation class. Second entry must be shown by a 4-H/FFA member in appropriate dress. Animals will be identified by the owner's number followed by "A" or "B". For all conformation classes horses will enter the arena at a walk and then proceed at a trot upon direction of the judge and ring steward. Exhibitors will then show their animal to the judge in the line-up. Class is judged on the breed standard for conformation, manner of travel and thriftiness of the animal. Unless otherwise noted, mares and geldings will be shown together. No stallions of any age are permitted.

Light-Horse English Type

(Arabian, Saddlebred, Morgan, Warmbloods, Thoroughbreds, Quarter Horse cross, etc.) To be shown in English tack. Any Horse shown in this class cannot be shown in classes Light Horse Western Type Mare or Gelding.

Class 1

- Light Horse English-Type, Mares and Geldings, All Ages

Mules, Donkeys, and Draft Horses

Class 2

- Mules, Donkeys and Draft Horses, Mares and Geldings, All Ages

Miniature Horse

Class 3

- Miniature Horse, Mares and Geldings, All Ages

Pony

(Quarter pony, Shetland, POA, grade, etc.)

Class 4

- Pony Halter, Mares and Geldings, All Ages

Mare & Foal

(Horse, Miniature Horse, Mules, Donkeys, Drafts) – The foal, born in the current year, must be broke to lead.

Class 5

- Mare & Foal

Light Horse Western Types – Mares

(Quarter, Appaloosa, Paint, Mustang, etc.)

Classes 6-9

- Yearling to 3-Year-Old Mares
- 4 to 12-Year-Old Mares
- 13-Year-Old and Older Mares
- Grand and Reserve Champion Mare (1st and 2nd place mares from classes 6-8)

Light Horse Western-Type- Geldings

(Quarter, Appaloosa, Paint, Mustang, etc.)

Classes 10-13

- Yearling to 3-Year-Old Geldings
- 4 to 12-Year-Old Geldings
- 13-Year-Old and Older Geldings
- Grand and Reserve Champion Gelding (1st and 2nd place geldings from classes 10-12)

Class 14: Grand Champion Western-Type Horse (from Mare and Gelding Champions)

Showmanship at Halter – Exhibitors will be judged on the preparation of the horse for the ring and their skill in the execution of a specific pattern which may include leading at a walk, jog, trot or extended trot; back in a straight or curved line; stop; turn 90, 180, 270, 360-degree or any combination of turns; setting up and inspection. Exhibitors are encouraged to compete in the showmanship class provided that they show their own project in that class. Any exhibitor winning first place in a showmanship class is eligible to compete in the Master Showmanship class in subsequent years until that member graduates to a higher division.

Classes 15-18

- Master
- Senior
- Intermediate
- Junior

Performance

English Classes start promptly 30-minutes following the end of Showmanship

Exhibitors are expected to know and follow the tack requirements for each class according to the Rules & Regulations for Equine Shows in Iowa.

English Walk-Trot

Exhibitors will show their animals at a walk and a trot both ways of the ring and will be asked to back. The class is judged on the performance of the mount including manner of travel, quietness and willingness.

Class 19-21

- Senior
- Intermediate
- Junior

Saddle Seat Pleasure Horse and Pony

Will be judged on performance, conformation, suitability and style. Horses will be shown at a walk, normal trot, rack, and canter both ways of the ring. A slow gait may be required at the judge's discretion. May be asked to back.

Class 22

- Saddle Seat Pleasure - All ages

Hunt Seat Pleasure Horse and Pony

Will be judged on performance, manners, conformation and suitability. Horses will be shown at a walk, normal trot and canter both ways of the ring. An extended trot or hand gallop may be required at the judge's discretion. May be asked to back.

Classes 23-25

- Senior
- Intermediate
- Junior



English Equitation Horse and Pony

Exhibitors to be judged on seat, hands, performance of mount, appointments of mount and rider and suitability of mount to rider. This class requires the execution of a set pattern determined by the judge and may require additional rail work by all exhibitors.

Classes 26-28

- Senior
- Intermediate
- Junior

Miniature Jumping

Judged on style, manners, and way of going with preference given to those miniatures who cover the course at an even pace, with free-flowing strides, as in a brisk trot or canter, but must maintain same gait throughout the course.

1. Limit two horses per exhibitor
2. Horse must be 3 years old or older
3. Minimum height for jumps will be 18" maximum 28"
4. Causes of Eliminations
 - 3 refusals
 - Off course
 - Fall of horse and or exhibitor
 - Failure to pass through start and/or finish cones
 - Loss of control: such as dropping the lead
5. Rules and jumps will follow the "Rules and Regulations for 4-H Equine Shows in Iowa" available in the office.

Class 29

- Miniature Jumping - All ages

**Western Classes start promptly 30-minutes
following the end of the miniature jumping class**

Exhibitors are expected to follow the tack requirements for each Western class according to the *Rules & Regulations for Equine Shows in Iowa*

Pony Western Pleasure

Ponies will be shown on the rail at a walk, jog and lope and will be asked to back and stand quietly. The class is judged on the performance of the pony including manner of travel, quietness and willingness. Ponies shown in this class may **not** be ridden in: 2 & 3 Year Old Walk Trot, Western Pleasure, or Ranch Horse Pleasure.

Class 30

- Pony Western Pleasure - All ages

2 & 3-year old Snaffle Bit Walk-Trot

Animal must be 2 or 3 years-old and will be shown in a snaffle bit or bosal on the rail at a walk and jog in both directions and will be asked to back. Rider to use both hands on the reins, maintaining light contact. The class is judged on the performance of the mount including manner of travel, quietness and willingness. Horses show in this class may **not** be ridden in: Western Walk-Trot, Pony Pleasure, Western Pleasure, or Ranch Horse Pleasure.

Class 31

- Snaffle Bit Walk-Trot - All Ages

English/Western Walk-Trot Novice Rider

Exhibitors will show their animals at a walk and a trot both ways of the ring and will be asked to back. The class is judged on the performance of the mount including manner of travel, quietness and willingness. This exhibitor may not show in any other riding classes except class 33, timed events, and/or trail. *May be in any year of 4-H; however, may only enter this class their first year of showing.*

Class 32

- All Ages

English/Western Walk-Trot Novice Horsemanship/Equitation

The rider's ability to execute a set walk/trot pattern with precision and smoothness while exhibiting poise, and confidence, and maintaining a balanced and fundamentally correct body position will be judged. This exhibitor may not show in any other riding classes except class 32, timed events, and/or trail. May be in any year of 4-H; however, may only enter this class their first year of showing.

Class 33

- All Ages

Western Walk-Trot

Exhibitors will show their animals at a walk and a trot both ways of the ring and will be asked to back. The class is judged on the performance of the mount including manner of travel, quietness and willingness.

Class 34-36

- Senior
- Intermediate
- Junior

Western Pleasure

Open to horses of all ages. Horses will be shown on the rail at a walk, jog and lope in both directions and will be asked to back. The class is judged on the performance of the mount including manner of travel, quietness and willingness. Horses shown in this class may **not** be ridden in: Pony Pleasure, 2 & 3-Year-Old Snaffle Bit Walk-Trot, or Ranch Horse Pleasure.

Classes 37-39

- Senior
- Intermediate
- Junior

Ranch Horse Pleasure

Open to horses of all ages. Ranch horses are less collected than Western Pleasure horses and have the appearance of “looking for more country”. Horses will be shown on the rail at a walk, jog and lope. An extended trot may be called for and the judge may ask for additional individual work from finalists or all exhibitors, which may consist of: lope and stop, roll back, or one 360-degree turn, etc. No flying lead changes or hand gallops. *Removed wording. Horses shown in this class may not be ridden in: Pony Pleasure, 2 & 3 Year Old Snaffle Bit Walk-Trot, or Western Pleasure.*

Classes 40-42

- Senior
- Intermediate
- Junior

Western Horsemanship

The rider’s ability to execute a set pattern with precision and smoothness while exhibiting poise, and confidence, and maintaining a balanced and fundamentally correct body position will be judged. Exhibitors may be asked to perform the walk, jog and lope on the rail.

Classes 43-45

- Senior
- Intermediate
- Junior

Timed Events

Horses to be ridden in Western tack. Riders must walk their horses into the arena and not start before the gate has been closed. Upon completion of the pattern rider must dismount in the arena and lead their horse out. See *Rules and Regulations for 4-H Equine Shows in Iowa for further information on tack and class requirements.*

Pole Bending

A timed event in which riders must follow a 6-pole pattern. A 5-second penalty is added for each pole knocked over. No time given to exhibitors who go off course. Exhibitors may have two entries in this class.

Classes 46-48

- Senior
- Intermediate
- Junior

Barrel Racing

A timed event in which the cloverleaf pattern must be followed. A 5-second penalty is added for each barrel knocked over. No time given to exhibitors who go off course. Exhibitors may have two entries in this class.

Classes 49– 51

- Senior
- Intermediate
- Junior

Trail Classes will be held in the fenced warm up arena during the Western Performance classes. Official time will be announced at horse check-in.

Arena will be unavailable for exhibitors to use at that time.

In pattern classes, order of participants is based on a first-come first-serve manner. Exhibitors are expected to know and follow the tack requirements for each class according to the *Rules & Regulations for Equine Shows in Iowa.*

Trail Class

This class is open to members riding western or English. A pre-set course with 5 – 8 obstacles will be ridden. Each entry will be allowed a maximum of 3 attempts or 2-minutes (whichever is first) to complete each obstacle and will be asked to move on to the next obstacle. Exhibitors may have two entries in this class.

Classes 51-53

- Senior
- Intermediate
- Junior

In-Hand Trail Class

This class is open only to yearlings and miniatures. Animals are to be shown in halter and lead rope made of leather, rope or other suitable material. Exhibitors will lead their animals through a pre-set course with 5 – 8 obstacles. Each entry will be allowed a maximum of 3 attempts or 2-minutes (whichever is first) to complete each obstacle and will then be asked to move on to the next obstacle. Exhibitors may have two entries in this class.

Class 54

- In-Hand Trail - All ages

Pets

Superintendent: Mary, Robert and Rosalie Sterner



1. All pets must be identified in 4hOnline 2.0 by May 15.
2. All pets must be caged, on a leash or in some way controlled by the owner (cage supplied by owner).
3. Livestock animals such as swine, horses, cattle (beef and dairy) are not to be shown in the Pet Show. All other animals must be less than 200 pounds in order to be shown.
4. Pot-bellied pigs are classified as SWINE and may not be brought to the fair.
5. Exhibitors may not show the **same animal** in two different shows. (For example, you may not show the same rabbit in the pet show and in the rabbit show.)
6. All animals must be healthy at the time of the show. Any health requirements for other classes for that species will also apply to the pets. Cats, dogs and ferrets must have current rabies and/or distemper certificate. Vaccinations are required a minimum of 3 weeks prior to the fair for all small animals.
7. Pets must be shown by 4-H exhibitor.
8. Pregnant animals will not be allowed to show. No animal with a nursing litter may be brought to the fair.
9. Kittens, dogs and ferrets shown at the fair must be 4 months old.
10. All pets must be at show area and checked in 15 minutes before the time judging is to begin.
11. Judge has the option of removing pets from cages or asking the 4-H'er to show and handle the pet.
12. No presentations or props are to be used for the judge or audience. Posters and pictures may be used.

Pet projects will be evaluated on three points:

- a. A one-page report on the care, feeding and the exhibitor's history with the pet. This report must be turned into the extension office on the date stated in the 4-H newsletter.
- b. Judge's evaluation of pet (health, grooming, tameness and general appearance).
- c. The 4-H'er's ability to tell the judge what he/she has learned and the depth of understanding of that knowledge.

Class

- Pets – Novice - first year in the pet project
- Pets – Advanced - second year or more in the pet project area

Poultry

Superintendent: Lisa and Jamie Wilkerson




1. In the Production class, exhibitors may enter up to two entries.
2. In the Rare Breeds & Hobby Poultry, exhibitor may bring up to ten entries.
3. Market Broiler Challenge replaces Standard Market Classes.
4. To enter the Market Broiler Challenge you must sign up by **date set by superintendent**.
5. For the Market Broiler Challenge participants will bring their best 3 to broilers to check in for the fair.
6. Exhibitors may not show the same animal in two different shows. (For example, you may not show the same bird in the pet show and in the poultry show.)
7. All poultry must be checked in by the Poultry Superintendent or designated substitute.
8. The Superintendent may refuse entry of any animal showing signs of disease, lice etc. at check in or during the county fair.
9. Pullorum testing within 90 days prior to fair is required. Please note that poultry purchased from a hatchery and raised are not exempt from Pullorum testing.
10. All poultry must be caged. For large birds, owner may be asked to supply cages. Check with Poultry Superintendent for availability.
11. Exhibitors are responsible for entering, feeding and caring for each entry.
12. Judging will be based upon:
 - Evaluation of animal
 - Health, grooming
 - General appearance
 - In accordance to the American Poultry Association book of "American Standard of Perfection".
13. Poultry will be broken into the following classes. If classes are large enough the superintendent may divide the class by breed and variety.

Breeding Poultry (chickens)

Class

- Standard
- Bantam



Other Breeding Poultry

Class

- Duck
- Geese
- Turkey
- Pigeon

Ornamental

Class

- Guinea, quail, pheasant, peafowl

Market Broiler Challenge– Pen of 3

Class

- Broilers

Production Poultry

Pen of 3 - either white or brown egg producers

Class

- Production

Poultry Showmanship

Class

- Master Showmanship
- Senior Showmanship
- Intermediate Showmanship
- Junior Showmanship

Rabbit

Superintendents: Kendra and Adam Woehl



1. All rabbits must be checked in by the Rabbit Superintendent or designated substitute.
2. Exhibitor may enter a maximum of 10 individuals in the Purebred Breeding Class or Crossbred Class and two meat pens. A total of only 5 breeds may be shown by one exhibitor (crossbreds are not a breed). See www.arba.net for breeds.
3. Exhibitor is responsible for bringing feed and water bowls.
4. The Superintendent may refuse entry of any animal showing signs of disease, ear mites, etc.
5. Rabbits must be identified with a tattoo in the ear.
6. No pregnant does will be allowed to enter.
7. No litter boxes permitted in the cages.

Market Class

1. Market individuals or pens can be purebred and/or crossbred.
2. Meat pens will consist of 3 rabbits (any sex) 3-5 pounds each, as uniform in weight, size, breed and color as possible.

Class

- Meat Pen
- Individual Fryer (a fryer is under 69 days old)

Purebred Breeding Stock

Rabbits that exhibit traits as defined in the American Rabbit Breeders Standard of Perfection.

Class

Commercial Breeds

American	Beveren	Checkered Giant	
Champagne d'Argent	Creme d'Argent	Californian	
Giant Chinchilla	American Chinchilla	Flemish Giant	
French Lop	New Zealand	Palomino	Satin

Class

Fancy Breeds

Angora	Belgian Hare	Standard Chinchilla	
Dutch	English Spot	Florida White	
Harlequin	Holland Lop	Havana Himalayan	
Netherland Dwarf	Polish	Rex	
Mini Lop	Mini Rex	Silver Martin	Tan

Crossbred Stock

Rabbits that do not exhibit traits as defined in the American Rabbit Breeders Standard of Perfection for any breed.

Class

- Crossbred Rabbits

Fur

Class

- White Fur – The fur on the usable portion of the rabbit's pelt must be completely white and free of any color markings or hair. Applicable to all fur/wool types except rabbits with rex fur.
- Colored Fur – Any rabbit with colored fur or markings on the usable portion of the pelt. Applicable to all fur/wool types except rabbits with rex fur.
- Rex Fur—The Rex coat is short and plush - standing upright with the guard hairs nearly the same length as the undercoat. Any Rex or Mini Rex rabbits will be placed into the Rex Fur class regardless of color.

Showmanship

Class

- **Master Showmanship- those who have won their class level and aren't eligible to move to the next level.**
- Senior Showmanship - Grades 10, 11 or 12
- Intermediate Showmanship - Grades 7, 8, 9
- Junior Showmanship - Grades 4, 5 or 6



Sheep

Superintendent: Cody Jimmerson & Eric Taylor

All Sheep must be weighed and have a 4-H/FFA tag this includes Market Lambs, Commercial and Purebred Breeding Ewes

Market Lambs

1. A 4-H/FFA member may enter a maximum of five market lambs, five as individuals and one pen-of-three (individuals may be shown in the pen-of-three).
2. All market lambs must be docked and slick shorn for the fair veterinarian to check for lamb fungus at weigh-in.
3. Ram lambs are not allowed. Wethers must have testicles removed and healed.
4. Market class sheep must weigh a minimum of 90 lb. on entry day. Those not meeting the above weight will be shown in feeder lamb class.
5. All market lambs must have been born on or after January 1 of current year and must be tagged with a county ear tag.
6. Lambs shown in purebred classes are not eligible to show in market classes.
7. All lambs must be dry at weigh-in time.
8. Trimming of sheep will be allowed at the fair with the following conditions:
 - a. Sheep need to come to the fair sheared. Shearing is the responsibility of the exhibitor.
 - b. Tarp must be placed under the trimming stand when trimming.
 - c. Trimming chutes may not block doorways or aisles and must be removed when not in use.
9. Market sheep designated as “**county born and raised**” recognizes lambs who have been born and raised in Dallas County. This class is an exhibition class similar to the rate-of-gain class and does not play into the market lamb competition. Lambs in this class will be judged as a market lamb. Exhibitors shall be prepared to answer questions from the judge pertaining to the ownership, breeding and care of the lambs.
 - a. Lambs shall be born and raised in Dallas County.
 - b. Lambs shall weigh 90 pounds or more at county fair weigh-in to be eligible.
 - c. Lambs qualifying for the county raised class may also be shown in the regular market lamb competition. They count toward the five head market lamb limit. The exhibitor is limited to one lamb for this class.
 - d. Comply with all other market lamb rules.
10. No muzzles; no icing of lambs; no ice allowed in spray bucket or blankets; any abusive care including slapping or excessive modification of lambs, will be grounds for disqualification at the discretion of show officials.

11. **All lambs must have four hooves on the floor in the show ring at all times. Holding hooves off the ground or placing on any support or altered ring surface is not acceptable. Exhibitors will receive one warning if they are found excessively lifting or slapping lambs. Second offenses will result in automatic exhibitor disqualification.**
12. All market lambs must have been weighed at the weigh-in date published in the 4-H newsletter, usually the first Saturday in May of the current year, at the county fairgrounds, organized by the Sheep Superintendent. All lambs will be tagged with official Dallas County tags.

Class

- Market Lambs
- Black face
- White Speckled face
- Pen-of-Three

Breeding Sheep

1. Each exhibitor is eligible to show no more than two ewe lambs and two yearling ewes per breed.
2. Entries in the ewe lamb classes must be born on or after January 1 of current year.
3. Entries in the yearling ewe classes must be ewes born prior to January 1 of current year. Maximum age at fair time shall be 22 ½ months.
4. At entry, all purebred sheep must be identified with private breeder's tag and purebred papers in the exhibitor's name.
5. Commercial ewes are not eligible to be shown in market or purebred classes.
6. Purebred ewes are not eligible to be shown in market or commercial classes, or rate-of-gain contest.
7. All purebred sheep will be classified according to breed.
8. Breeding sheep must be sheared (except 'wool' breeds). Shearing is the responsibility of the exhibitor and must be done within 30 days of the show. Maximum length of wool to be ¾ inch.
9. All commercial ewes should be closely sheared (suggested length close to ¼ inch) and the length should be the same over the entire body of the lamb.

Class

- Purebred Suffolk ewe lambs
- Purebred Suffolk yearling ewes
- Purebred Hampshire ewe lambs
- Purebred Hampshire yearling ewes
- Purebred Other Breeds ewe lambs
- Purebred Other Breeds yearling ewes
- Commercial ewe lambs
- Commercial Black face
- Commercial White speckled face
- Commercial yearling ewes

THERE WILL BE NO RAM CLASSES

Showmanship (includes Market and Breeding)


Class

- **Master Showmanship- those who have won their class level and aren't eligible to move to the next level.**
- Senior Showmanship - Grades 10, 11 or 12
- Intermediate Showmanship - Grades 7, 8, 9
- Junior Showmanship - Grades 4, 5 or 6

Clover Kids rules on pages 49-51

Swine

Superintendent: Mike Fay



General Requirements:

1. All swine must be farrowed on or after January 1 of current year.
2. All swine, including breeding gilts, must be ear tagged, and the 4-H on-line enrollment completed by the County 4-H project enrollment deadline, usually May 15th.
3. A maximum number of 12 animals may be identified. Each exhibitor will be allowed to show up to 6 pigs in any combination of market and breeding animals.
4. All swine are required to receive two vaccinations for Erysipelas, initial one by April 15th and a second one at least 21 days prior to the fair.
5. All swine meeting the above requirements and entered on check-in day will be eligible to show.
6. All swine must have hair at least ½" in length the day of show. Animals in violation will not be allowed to show.
7. At this time it is uncertain if a buyer will be available to sell the pigs to so there are two options that may occur:
 - a) If no buyer is identified, all pigs will be required to return home with the exhibitor and not be eligible for the livestock sale.

b) If a buyer is identified, an exhibitor may elect to take their market swine and/or breeding gilts home in accordance with the release date and time of livestock from the fair.

10. Swine require both health papers completed by a vet within 7 days of the fair and a vet check before unloading on the fairgrounds.

Market Swine

1. Each exhibitor may show up to four market swine, any combination of market barrows or market gilts.
2. There will be Market Barrow, Market Gilt, & Market Purebred swine divisions.
3. Exhibitors must designate their purebred Market Swine on their 4-H enrollment form and present a copy of the pig's registration papers at check-in to be eligible for the Purebred Market Swine class.
4. Breeding Gilts may not be shown as Market Gilts.
5. Breeding Gilts may not be entered as Production Swine.

Class

- Market Barrow
- Market Gilt
- Market Purebred

Breeding Gilt

1. Each exhibitor may show up to six breeding gilts, any combination of crossbred and purebred gilts.
2. Exhibitors must designate their purebred Breeding Gilt on their 4-H enrollment form and present a copy of the gilts registration papers at check-in to be eligible for the Purebred Breeding Gilt class.
3. The winner of the purebred Breeding Gilt class will compete against the winner of the crossbred Breeding Gilt class to determine the champion and reserve champion Breeding Gilt.
4. Market gilts may not be shown as breeding gilts.

Class

- Breeding Gilt

Production Swine

1. At check-in on entry day of the fair, each exhibitor may designate one Market Barrow or Market Gilt to be scanned for the production class. The cost of the scan will be paid for by the Dallas County Pork Producers.
2. Scan results will be discussed with 4-H'er before placing of this class. 4-H'er must be present to participate in results discussion to be eligible to win this class.
3. Breeding gilts are not eligible for the production swine class.

Class

- Production Swine

Class Number

• **Master Showmanship- those who have won their class level and aren't eligible to move to the next level.**

- Senior Showmanship - Grades 10, 11 or 12
- Intermediate Showmanship - Grades 7, 8, 9
- Junior Showmanship - Grades 4, 5 or 6

Ag and Natural Resources, Family & Consumer Sciences, Expressive Arts, Issues, Science and Mechanics

General Exhibit Rules

1. A 4-H'er must be enrolled in 4-H by May 15 of the current year and have completed 4th through 12th grade in order to exhibit projects at the fair.
2. 4-H'ers may enter more than one exhibit in each class. However, there must be a completely different goal statement for each exhibit
3. Eligible exhibits are an outgrowth of work done as a planned part of the 4-H'ers participation in 4-H projects or programs during the current 4-H year. Exhibits can be done by an individual or group and may represent all or part of the learning in the project or program.
4. Exhibitors in 4-H classes are not eligible to exhibit in a similar department of the FFA divisions or vice-versa. See also "4-H Department General Rules and Regulations"
5. Exhibits previously entered in an FFA Ag Science Fair or any other FFA event or competition may not be entered in any 4-H exhibit class.
6. Exhibits that do not comply with the class description, size guidelines, copyright restrictions, safety and approved methods will be disqualified and not put on public display.
 - Posters may not exceed 24" x 36" in size.
 - Chart boards, graph boards, project presentation boards, model displays, etc., may not exceed 48" x 48" in size. Maximum size is determined by measuring the flat (unfolded) dimensions.
 - Display boxes may not exceed 28" x 22" in height or width and 12" in depth.
7. Endangered and threatened plants and animals (includes insects), or songbird feathers and nests may NOT be used in any exhibit.
8. Copyrighted materials and designs may not be used in an exhibit that is presented as original work by the exhibitor. Exhibitors must include permission from the copyright holder/owner when using copyrighted materials. **Those without permission cannot be displayed.** Exhibitors must give proper

credit to the original source of all materials/designs used in exhibits. (See also special rules for Visual Arts and general copyright information for 4-H'ers.)

9. The goal and applicable exhibit standards will form the basis of the evaluation process. Evaluation criteria will include demonstrated learning, workmanship and techniques, and general appearance and design. Exhibitors will receive written evaluation comments on the exhibits and a blue, red, or white exhibitor's ribbon. Refer to exhibit class evaluation rubrics for detailed evaluation criteria in each class. Rubrics are located on each 4-H project page at <http://www.extension.iastate.edu/4h/projects>
10. A written explanation, audio recording, or video recording is to be included as part of each exhibit. The exhibitor should respond briefly to the following questions about the exhibit:
 - **What did you plan to learn or do? (What was your exhibit goal(s)?)**
 - **What steps did you take to learn or do this?**
 - **What were the most important things you learned?*****Check for additional requirements in exhibit classes for food and nutrition, photography, and visual art classes.
11. All judges' decisions are final.
 - ◆ Judges have 5 to 7 minutes to evaluate the total exhibit. The information requested needs to be well organized and brief.
12. All exhibits remain on display until released on Sunday afternoon. Clean-up of the display area starts as soon as the majority of exhibits have been removed from the building.
13. A 4-H member will be allowed to exhibit only one article per division at the State Fair in the Static Exhibits (Family & Consumer Sciences and SAM) department, if selected at the county fair. To be eligible to go to State Fair, members must have completed 5th through 12th grade or that equivalent.
14. Those exhibits selected at the Dallas County Fair to go to the Iowa State Fair may be chosen on the condition that the exhibitor agrees to do additional work as suggested by the judge before it goes on to the State Fair.
15. All exhibits are to be the member's work as part of their current year's project. Kits will be accepted but must be designated as such and are not eligible for State Fair.
16. No premium will be given for exhibits removed prior to checkout time or not picked up.

Static Exhibit Judging Schedule

These are suggested times if you cannot come during your clubs allotted time you may come at any time during judging

Time Club

1:30 p.m. to 3:30 p.m. Adams Arrows; Beaver Junior Farmers; Grimes Go Getters; Granger Strivers; Machine Magicians; Sugar Grove Sunshine; Independent Members, Minburn 4-H Club

3:30 p.m. to 5:00 p.m. The Book Club; Boone Progressors; Dallas County Saddlelites; Blue Ribbon Riders; Dallas County Shooting Sports

5:00 p.m. to 6:30 p.m. Best of Union; Dallas County Aggies; Heartland Warriors; Perry Pathfinders, Silver Spurs; Sugar Grove Blue Ribbon Winners;

Class Descriptions

Most exhibit classes have specific guidelines and requirements that will be included in the judging process. Members are highly encouraged go to: <http://www.extension.iastate.edu/4h/projects> to find information about judging criteria for exhibits that they create from their 4-H project learning.

ANIMALS

10110 Animal Science

An exhibit (other than the animal itself) that shows the learning about a large or small animal including beef, dairy cattle, dairy goats, dogs, horse & pony, meat goats, pets, poultry, rabbits, sheep and swine. Ownership of any animal is not required.

10120 Veterinary Science

An exhibit that shows learning about keeping animals healthy.

AGRICULTURE AND NATURAL RESOURCES

10210 Crop Production

An exhibit that shows learning about the growth, use, and value of field crops.

10220 Environment and Sustainability

An exhibit that shows the connections between humans and their environment including energy, stewardship, conservation, entomology, fish and wildlife, or forestry. Includes collections.

10230 Horticulture

An exhibit that shows learning about the growth, use, and value of plants, small fruits, vegetable and flower gardens,.

10135 Home Grounds Improvement- An exhibit that shows learning about landscape plans, selection of landscape plants, ornamental garden features, home yard improvement, storage sheds, careers, etc.

102040 Outdoor Adventures

An exhibit that shows learning about backpacking, biking, camping, canoeing, fishing, hiking or other outdoor activities.

10250 Safety and Education in Shooting Sports

An exhibit that shows learning about safe and responsible use of firearms and archery equipment or wildlife management. (The exhibit may not include actual firearms; archery equipment allowed if tips are removed from arrows).

10260 Other Agriculture and Natural Resources

An exhibit that shows learning about agriculture or natural resources and does not fit in any of the classes listed above.

Dallas County Soil and Water Conservation Award – will be awarded to a conservation project(s) relating to soil conservation, wetland restoration, and windbreak and water resources. The District Commissioners will determine the award winners.

CREATIVE ARTS

10310 Music

An exhibit that shows learning about musical performance, composition and arrangements, instruments, musical styles or history.

10320 Photography - Limit 5

An exhibit, either photo(s) or an educational display, that shows learning about photography from choosing a camera to modifying your photo. Still photos only, not video.

10325 – Digital Photography Exhibit – Limit of 5 A photo or series of photos submitted electronically not printed. Photos in this class will be submitted, viewed, evaluated, and displayed electronically.

- Photographs may be either black and white or color.
- Photographs will not be printed.
- Entries may be a single photo or a series of photos. A series is a group of photographs (3 to 5) that are related or tell a step-by-step story. Series photo entries must have all photos in the series viewable at the same time.
- Photos entered should be submitted in the highest resolution possible. ***A finished file size of 1 MB – 3 MB is recommended.***
- Photos should be submitted in an acceptable and commonly used format for ease of viewing.

- Photographs depicting unsafe practices or illegal activities will not be displayed.
- Photos entered in this class will be evaluated on the same evaluation criteria used for printed photographs.

Photography Special Rules:

- Photographs may be either black and white or color. They may be processed from negatives, slides, or digital cameras and computer manipulation programs. Photographs must have been taken since county fair of the previous year.
- Photographs should be a minimum of 4" x 6". Finished size (including mounting/matting) should not exceed 16" in height or width.
- All photographs must be printed on photographic paper. Photos printed on canvas, fabric, ceramic, etc. will only be accepted as part of an educational display that shows learning about photography printing techniques.
- Mounted photos can be (a) flush-mounted [no board showing] on mounting board, or (b) with mount borders [window mat or flat mount directly on board]. Exhibitors may cut their own mounting boards, use ready-cut window mats or have matting done professionally.
- 4-H'ers are responsible for design decisions such as border, color and size. **Framed photographs (including floating frames) will not** be judged.
- Non-mounted photos may be exhibited in a clear plastic covering.
- A series is a group of photographs [3 to 5] that are related or tell a step-by-step story. Photographs must be mounted together in story order or sequence.
- Digitally altered photos should include a copy of the photo before changes.
- Subject matter of photographs must be in good taste and be appropriate for public display in a 4-H setting.
- Photographs depicting unsafe practices or illegal activities will not be displayed.
- Photography exhibitors must use the Photo Exhibit Label to provide required information for photo exhibits.

10340 Alternative/Creative Photography- A single photograph or photographic image that has been created with an alternative photographic process, or a photograph that was creatively edited or modified beyond reality in a creative, imaginative and experimental way to make it more interesting and visually engaging. Could be a composite of multiple overlapped photographs.

- Photograph/Image must be mounted on foam core no smaller than 4"x4" and no larger than 10" x 10" in height and width. No matting and no framing is allowed, put your creativity into the photography!
- Photograph/Image can be created from film negative, digital negative, or digitally manipulated in computer.
- Photograph must be on photo paper, canvas, or other flat material.
- Exhibit must have Photo Exhibit Label on back with required information for photo exhibits. Include information about the processes used.

10345 Photography Idea/Educational Display- An exhibit that demonstrates learning about photography that does not fit into any previous photography class. This class includes photos printed on canvas, fabric, ceramic, etc. as part of an educational display showing learning about printing techniques, display, merchandising, etc

Photography - County Only – Limit 5

Club Group Photography – county fair only – Arrange a display of up to 5 photographs (black/white or color), which tells a story about a particular event your club has participated in. Mount photographs on mat or cardboard. Captions are optional, be brief. (Premiums will be awarded to the club.)

Photo Album – county fair only – A photo album with a minimum of 25 photos (of any size) all taken by the exhibiting 4-H'er. Project will be judged on the selection of photos, clarity and storytelling quality of photos and their arrangement. Captions are optional.

10350 Visual Arts

An exhibit that shows learning through original art, exploration of an art technique, or study of any other visual arts topic.

Visual Arts Special Rules: An exhibit that shows learning through original art, exploration of an art technique, or study of any other visual arts

- Exhibits made from kits or preformed molds will not be accepted. Exception: Preformed molds (greenware, whiteware) may be used to provide the appropriate surface for a process technique or application of original design.
- If the exhibit is a finished art object, the source of inspiration of the design, design sketches, or other process for creating the object and design must be included.
- Original works of art must be a creative expression of a design unique to the artist, or represent a significant modification to an existing design to make a new and original statement by the artist.
- Exhibition of derivative works created by a 4-H'er is prohibited without the written permission of the original copyright holder/owner. Use of copyrighted or trademarked designs, images, logos, or materials in 4-H visual arts exhibits is prohibited unless written permission has been obtained from the copyright or trademark holder/owner. For additional information, see 4-H Exhibit Copyright Information at <https://www.extension.iastate.edu/4h/visual-art> . 5. Exhibitors are encouraged to have an understanding of the Art Principles and Elements of Design and they might be asked to describe their exhibits in these term

10360 Non-Original Art- (Not for State Fair consideration) - An exhibit that is derived from a prepackaged or Pre-determined design and the design is pre-determined by someone other than the 4- H'er.

- Pre-formed molds, greenware, or whiteware are to be exhibited in this class.
- Kits containing copyrighted figures such as Holly Hobby, Precious Moments, company logos, college and sport teams etc. must be identified to be placed in this division.
- No items in this category are eligible for State Fair.

- Exhibitors are encouraged to have an understanding of the Art Principles

FAMILY & CONSUMER SCIENCES

10410 Child Development

An exhibit that shows learning about children. Examples: childcare, growth and development, safety and health, children with special needs, and careers in child development.

10420 Clothing and Fashion - Constructed/Sewn Garments and Accessories

- A constructed garment or accessory (sewn, knitted, crocheted, or other process) that shows learning about style, fashion, design, thrifty spending, wardrobe planning, types of fabrics, and clothing care. Exhibits must be intended to be worn by humans

10422 Clothing and Fashion – Purchased Garments & Accessories - Purchased garments or accessories that shows learning about style, fashion, design, thrifty spending, wardrobe planning, types of fabrics, and clothing care. Exhibits must be intended to be worn by humans.

10424 Clothing and Fashion – Other Ideas/Educational Exhibits

Any other educational exhibit that shows learning about clothing and fashion including but not limited to design illustrations, exploration of clothing styles, careers, clothing care, etc.

10430 Consumer Management

An exhibit that shows learning through savvy budgeting, comparison shopping, money management, and consumer rights and responsibilities.

10440 Food & Nutrition

An exhibit that shows learning through cooking, baking, eating and choosing healthy foods, including safety practices. Exhibits may include prepared products or educational displays. See also 4-H 3023 “Inappropriate Food Exhibits for Iowa 4-H Fairs” for additional information regarding prepared and preserved food products.

Food & Nutrition Special Rules

- Any exhibit considered to be a food safety risk or portray a food safety risk will not be accepted, judged or displayed.
- All food products/exhibits should be appropriate for human consumption.
- Food product exhibits must be prepared, baked or cooked using only food grade utensils and containers.
- Products that require refrigeration will not be accepted, judged or displayed.
- Meat jerky products are prohibited.
- The recipe must be included for any prepared food exhibit; credit the source of the recipe.

- Prepared foods should be placed on a firm disposable plate or flat cardboard. Place food product exhibit in a re-closable plastic bag with entry tag fastened outside the bag.
- 6 cookies/bars or cupcakes per plate. Whole items should be displayed that way.
- The use of alcoholic beverages in the preparation or production of 4-H food exhibits is **NOT** permitted.
- Place Setting with menu should go in this class.

10442 Food & Nutrition – Preserved Product - An exhibit of a preserved food product that shows skills or learning about food preservation through the making of a prepared or preserved food product. Processed honey may be exhibited in this class. See Food & Nutrition Special Rules below and HS 76 “Foods for Iowa 4-H Fairs – Quick Reference Guide” at <https://store.extension.iastate.edu/product/6434> for additional information regarding prepared and preserved food products

- Preserved foods must include the Food Preservation Exhibit Label. ***Only food processed after August 1, previous year is acceptable.*** Current USDA and/or Iowa State University guidelines for home food preservation must be used.
- For more information call the ISU AnswerLine at 1-800-262-3804. Cannot use old recipes for canning.
- Preserved food exhibits must include two product samples. One will be opened for evaluation and discarded; the second will be placed on display and returned to the exhibitor. All perishable food products will be discarded when removed from display

10445 Food & Nutrition – Educational Display - An educational exhibit (poster, report, display) that shows skills or learning about cooking, baking, eating and choosing healthy foods, meal planning & service, safety practices, or food preservation. See Food & Nutrition Special Rules below and HS 76 “Foods for Iowa 4-H Fairs – Quick Reference Guide” for additional information regarding prepared and preserved food products. Exhibits showing learning about meal planning & service must include a menu

10450 Health

An exhibit that shows learning through food choices, safe activities and skills such as first aid and CPR, careers, and healthy lifestyle choices.

10460 Home Improvement

An exhibit that shows learning in planning, improving and caring for your home living space. Exhibits may include new or refinished/reclaimed/restored items.

10470

Sewing and Needle Arts—Constructed Item

An exhibit that shows learning and skill in sewing, knitting, crocheting, or other needle arts, the use and care of fabrics and fibers, or the construction of clothing and other items.

10472 Sewing and Needle Arts – Other Ideas/Educational Exhibits

Any other educational exhibit that shows learning about sewing and needle arts including but not limited to construction techniques, use and care of fabrics and fibers, design illustrations, decorative processes, careers.

10480 Other Family and Consumer Science

An exhibit that demonstrates learning about a family and consumer science topic that does not fit any previous Family & Consumer Science class listed.

10490 \$10 Meal Challenge – Create a balanced, nutritious meal for family of four (4) that includes the recommended serving size of food from each of the five food groups. Information regarding food groups and recommended serving sizes can be found on the USDA MyPlate website www.choosemyplate.gov

- Each county may send one exhibit to the state fair.
- Exhibit may be from an individual or group effort.
- The meal must serve a family of four (4) people and total expenses must be \$10 or less for the meal.
- The meal must include a serving for each person from each of the five (5) food groups – Fruit, Vegetable, Protein, Grain, Dairy.

The exhibit will be a poster (maximum size 20" x 30") that shows

- the menu (including portion size), meal type (breakfast, lunch, dinner), and photos of the meal. Attach a copy of the \$10 Meal Challenge worksheet to the back of the poster.
- Additional information about the \$10 Meal Challenge can be found on the Iowa 4-H Food & Nutrition and Health project pages at www.extension.iastate.edu/4h/

PERSONAL DEVELOPMENT

10510 Citizenship

An exhibit that shows learning about or contributing to your community, your country or your world.

10520 Communication

An exhibit that shows learning about written, oral, and visual communication skills in their many forms.

10530 4-H Poster Communication Exhibit

Special poster exhibit to visually tell a story or idea about 4-H to the general public. Exhibitors must use one of the following themes:

- * 4-H is . . . (open to 4-H'er's interpretation)
- * Join 4-H
- * Go for the Gold 2020 (Iowa 4-H Youth Conference theme)
- * Nothing Compares (Iowa State Fair theme)

Poster Communication Special Rules:

- Only one poster per 4-H'er may be entered.
- All posters must be designed on, or affixed to, standard poster board or foam core board—size minimum of 14" x 20" or maximum of 15" x 22".
- Posters may be vertical or horizontal. Posters may be any medium: watercolor, ink, crayon, acrylic, charcoal, oils, collage.
- Posters **cannot** be 3-dimensional. Materials used to make the poster may **not** extend more than 1/8 inch above the poster or foam core board.
- Each poster **must** have the completed Poster Exhibit Entry Form attached to the back.
- Posters **cannot** use copyrighted material or exact copies of other promotional designs, such as the Iowa 4-H Youth Conference theme logo.
- 4-H'ers may include the 4-H clover in the poster.

10504 Digital Storytelling

Any exhibit that demonstrates the application of technology to produce a creative movie/film/video. Exhibits may include a finished movie or video, creation of a detailed storyboard, editing techniques using digital video software, production techniques, or other display to share what was learned. Copyright permission must be obtained for any non-original material included as part of a film/movie/video.

10550 Leadership

An exhibit that shows learning about leadership skills and influencing others in a positive way.

10560 Self-Determined

An exhibit that shows learning as part of your 4-H adventure and does not fit any other class.

SCIENCE, ENGINEERING & TECHNOLOGY

10610 Mechanics

Any exhibit that shows skills or learning in automotive, electrical, small and large engines, tractors, welding, and restoration.

10620 Woodworking

Any exhibit that shows learning about wood, woodworking techniques, and safe uses of woodworking tools and machines. Exhibits may include newly constructed or refinished/reclaimed/restored wood items.

10630 Science, Engineering & Technology

Any exhibit that shows learning about or helps explain how science and technology help us interact with the world. Topics include aerospace, biological and chemical sciences, computers & networking, earth & climate, geospatial mapping (GPS/GIS), robotics, or any other application of Science, Engineering, or Technology.

- the menu (including portion size), meal type (breakfast, lunch, dinner), and photos of the meal. Attach a copy of the \$10 Meal Challenge worksheet to the back of the poster.
- Additional information about the \$10 Meal Challenge can be found on the Iowa 4-H Food & Nutrition and Health project pages at www.extension.iastate.edu/4h/

Club Books – County only

Books should be entered between 1:30 p.m. and 6:30 p.m. on Tuesday. Clubs may enter books for the previous and/or current 4-H year. Premiums for this class will be paid to the club.

Class

Secretary Club Book
Treasurer Club Book
Historian Club Book

Clover Kids General Rules



1. Clover Kids may exhibit static exhibits as well as bucket/bottle calves, lambs and goats, pets, rabbits and poultry.
2. All youth must be enrolled in 4-H by May 15 of the current year in order to exhibit at the County Fair.
3. All exhibitors have signed the "Iowa Code of Ethics" when they enrolled in 4hOnline 2.0 stating they will abide by all rules.
4. All animals must be identified in 4hOnline by May 15 of current year to be exhibited at the County Fair.
5. Clover Kids classes are noncompetitive and will receive a green participation ribbon.
6. Any member exhibiting may substitute another Dallas County exhibitor to show their animal project in case of sickness. **The substitute must be approved by the superintendent prior to the specific show.**
7. All Clover Kid exhibits may be stalled for the duration of the fair if they wish.
8. No exhibitor will be allowed to stay in the 4-H buildings overnight.

9. All exhibitors will be expected to clean out their stalls, pens.
10. Superintendents have authority to make decisions within their respective area.

Clover Kids - Bottle or Bucket Calf, Lamb or Goat

Superintendent: Bailey Luellen

Clover Kids show will be separate from the 4-12 grade show.

1. Bottle animals do not need to weigh but exhibitors need to check in with the superintendents at designated check in times (see fair schedule) or before the show.
2. Animals may be any breed.
 - born on or after January 1 of the current year
 - in member's possession, and identified in 4hOnline by May 15.
 - It is the intent of this class that the animal should be from mother under standard production practices (i.e., mother rejected it, had twins, or is a dairy cow), NOT for the purpose of creating a project.
3. An exhibitor may identify up to 3 animals but may only exhibit **1 bucket calf, 1 bottle lamb and 1 bottle goat per year**. Only animals being shown may be stalled at the fair.
4. All animals must be properly identified with an ear tag and/or tattoo.
5. Animals must be shown on halter, **no show sticks**.
6. Lambs must be slick shorn.
7. All animals will be shown clean. Clipping or fitting of animals is optional. Refer to species general section for rules regarding clipping and fitting.
8. Rope halters and neck ties are necessary for tying calves overnight. No grain or alfalfa hay is to be in the tie barns. All animals must be tied in designated tie out areas.
9. A costume class will be after all other classes. The exhibitor may dress their animal up and ask another Dallas County 4-H Exhibitor to assist in dressing up and participating in the show ring. All materials are allowed if it will not harm the calf or other exhibitors.
10. Clover Kid Bucket / Bottle Calf exhibitors may submit a written report and participate in interviews if they wish for ages K-2nd but this will not impact the show results. A written report and interview is required for 3rd grade Clover Kid participants

Class

- Clover Kids Bucket Calf
- Clover Kids Costume Class

Class

- Clover Kids Bucket Lamb/Goat
- Clover Kids Costume Class

Clover Kids Pet Show

Superintendent: Mary, Robert and Rosalie Sterne



1. All pets must be identified in 4hOnline 2.0 by May 15.
2. All pets must be caged, on a leash or in some way controlled by the owner (cage supplied by owner).
3. Clover Kids may show a live animal or may use a stuffed animal as a prop.
4. Clover Kids and pets must be supervised by an adult at all times.
5. Livestock animals such as swine, horses, cattle (beef and dairy) are not to be shown in the Pet Show. Pot-bellied pigs are classified as SWINE and may not be brought to the fair.
6. Exhibitors may not show the **same animal** in two different shows. (For example, you may not show the same rabbit in the pet show and in the rabbit show.)
7. All animals must be healthy at the time of the show. Any health requirements for other classes for that species will also apply to the pets. Cats, dogs and ferrets must have current rabies and/or distemper certificate. Vaccinations are required a minimum of 3 weeks prior to the fair for all small animals.
8. Pregnant or nursing animals will not be allowed to show.
9. Kittens, dogs and ferrets shown at the fair must be 4 months old.
10. All pets must be at show area and checked in 15 minutes before the time judging is to begin.

Clover Kids Poultry

Superintendent: Lisa and Jamie Wilkerson

Clover kids may show Poultry in the poultry show for a participation ribbon.

1. All poultry must be checked in by the Poultry Superintendent or designated substitute.
2. Superintendent may refuse entry of any animal showing signs of disease, lice etc. at check in.
3. Pollorum testing within 90 days prior to fair is required. We test all birds at time of check in.
4. Clover Kid participants will bring their bird for testing at the time of check in listed on schedule. If space allows they may keep the bird on fairgrounds for the duration of the fair or they may bring it back on the day of the show.
5. All poultry must be caged. For large birds, owner may be asked to supply cages.
6. Exhibitors are responsible for entering, feeding and caring for birds.

Clover Kids Rabbit

Superintendents: Kendra and Adam Woehl



1. All rabbits must be checked in by the Rabbit Superintendent or designated substitute.
2. The Superintendent may refuse entry of any animal showing signs of disease, ear mites, etc.
3. Clover kids may bring rabbit to be checked in prior to rabbit show or if space allows rabbit may stay for the entire fair.
4. Exhibitor is responsible for bringing feed and water bowls.
5. Rabbits must be identified with a tattoo in the ear.
6. No pregnant does will be allowed to enter.
7. No litter boxes permitted in the cages.
8. Judging will be based on exhibitor's knowledge of rabbit's care and routine, condition and information shared with the judge in one-on-one discussion

Dallas County 4-H and FFA Livestock Judging Contest

Contest Date and Time: Wednesday, July 7th at 8 p.m., Livestock Show Ring

Awards will be given for the First and Second place team along with Top Five Individuals in each age division.

Rules:

1. Judging contest is open to all 4-H and FFA members in Dallas County and will be divided into two age divisions, Junior and Senior. Juniors in grades 4-7 and Seniors in grades 8-12.
2. There will also be a special division for Dallas County kids who this is their first time participating in the judging contest.
3. 4-H and FFA members from outside Dallas County may participate in the contest but are ineligible for awards.
4. Classes will consist of beef, sheep, swine and goats.
5. Four members will make up a team with the top three scores counting for the team score.
6. No cell phones will be allowed at the contest.
7. Day of contest will be decided if questions or reasons will be given.

