


# IOWA DAIRY INDUSTRY: Past, Present, and Future! YOU MAKE THE CALL!

Presented by: Leo Timms  
<https://www.extension.iastate.edu/dairyteam/>



# Objectives



**IOWA DAIRY INDUSTRY: PAST**



**IOWA DAIRY INDUSTRY: Present!**

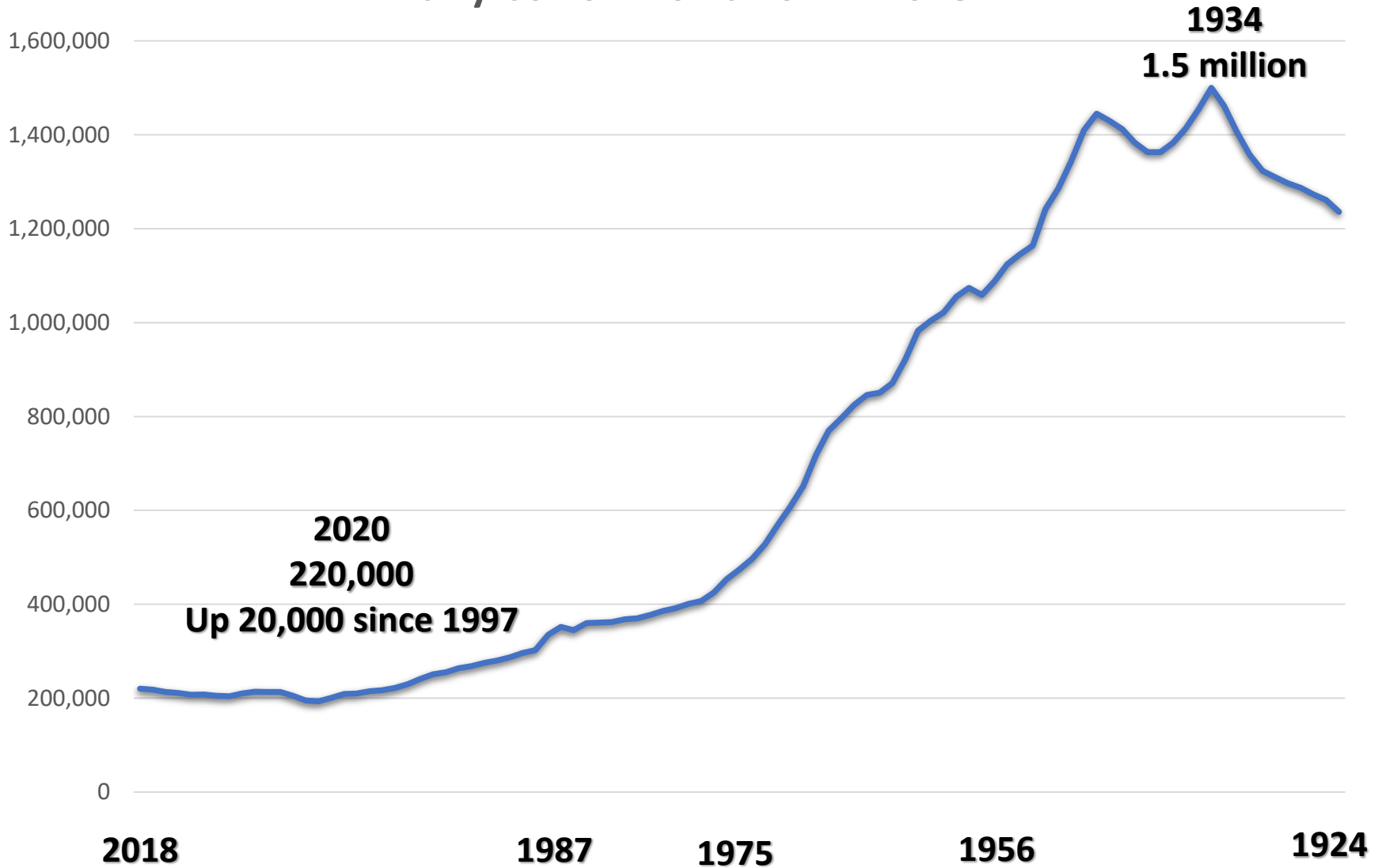


**IOWA DAIRY INDUSTRY: FUTURE!**

# RULES

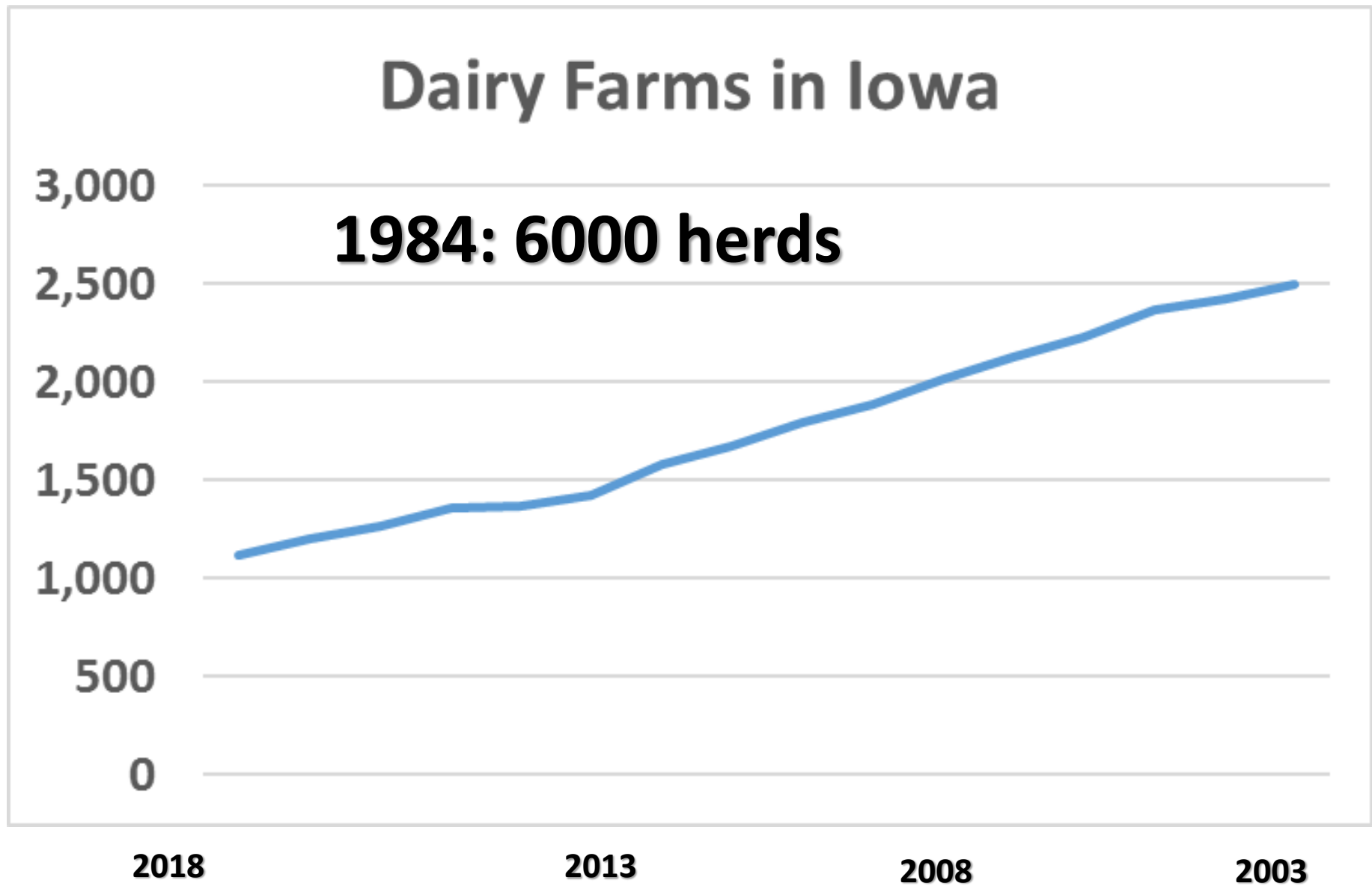
- **SAFE IF YOU PARTICIPATE!**
- **OUT IF NOT ENGAGED!**
- **INSTANT REPLAYS & REVIEWS!**
- **NO PENALTIES FOR CHALLENGE**
  - **NO REVERSING THE CALL!**
  - **Chinese graphs: read Right to Left!**
- **X axis relates to NASS data in years when available**

## Dairy Cows in Iowa 1924 - 2018

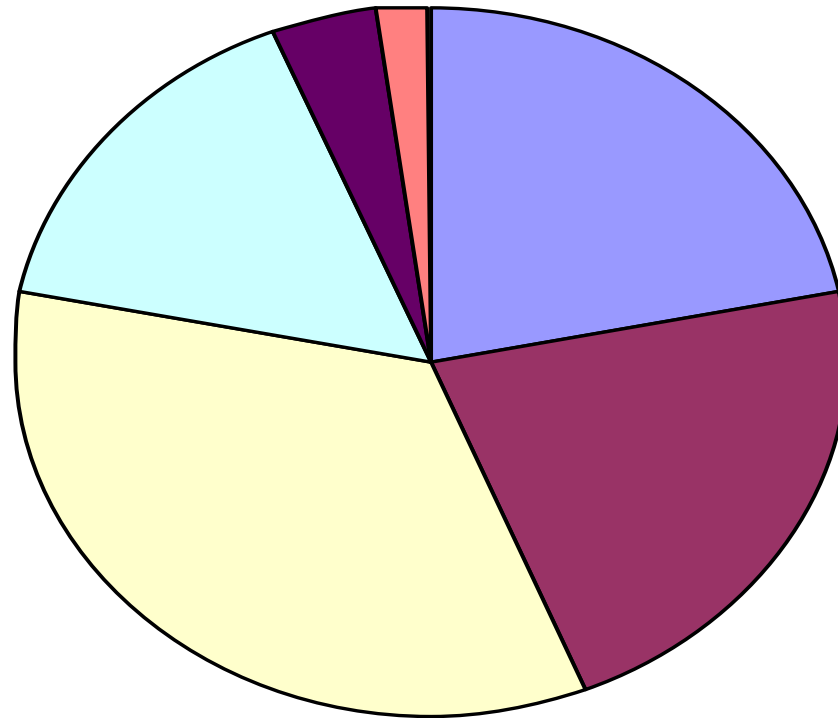








# Dairy Farms in Iowa

**1984: 6000 herds**



# % IA Dairy operations by herd size 2006



 < 30	 30 to 49	 50 to 99
 100 to 199	 200 to 499	 500 +

# % of cows by herd size

Herd size	1999	2003	2007
1-29	6	4	4
30-49	17	12	8
50-99	40	31	22
100-199	23	27	21
200-499	10	13	15
≥ 500	4	13	30

# **% of milk by herd size**

<b>Herd size</b>	<b>1993</b>	<b>2000</b>	<b>2007</b>
1-29	9	4	3.1
30-49	26.1	14	6.4
50-99	38.7	38	19
100-199	20.2	27	20.5
200-499	6	12	16
≥ 500		5	35



# Milk Cows in Iowa in 1925

Figures indicate numbers of dairy cows in each Iowa county in 1925.

Iowa total = 689,000 cows

 Each cow symbol represents about 1,000 dairy cows.



1925 Average Production:  
**4,000 pounds/cow/year**

Approximate  
Total 1925 Iowa  
Milk Production:  
**27,500,000  
pounds**



# Milk Cows in Iowa in 1997

Figures indicate numbers of dairy cows in each Iowa county in 1997.

Iowa total = 220,000 cows

**Key:** Each cow symbol represents about 1,000 dairy cows.




1997 Average Production:  
**16,100 pounds/cow/year**

Approximate  
Total 1997 Iowa  
Milk Production:  
**35,400,000**  
pounds



# Milk Cows in Iowa 2015

- ▶ Each  represents about 1,000 dairy cows
- ▶ Iowa's total = 207,000
- ▶ Average milk production per cow = 22,444 pounds\*



D = Undisclosed number of cows



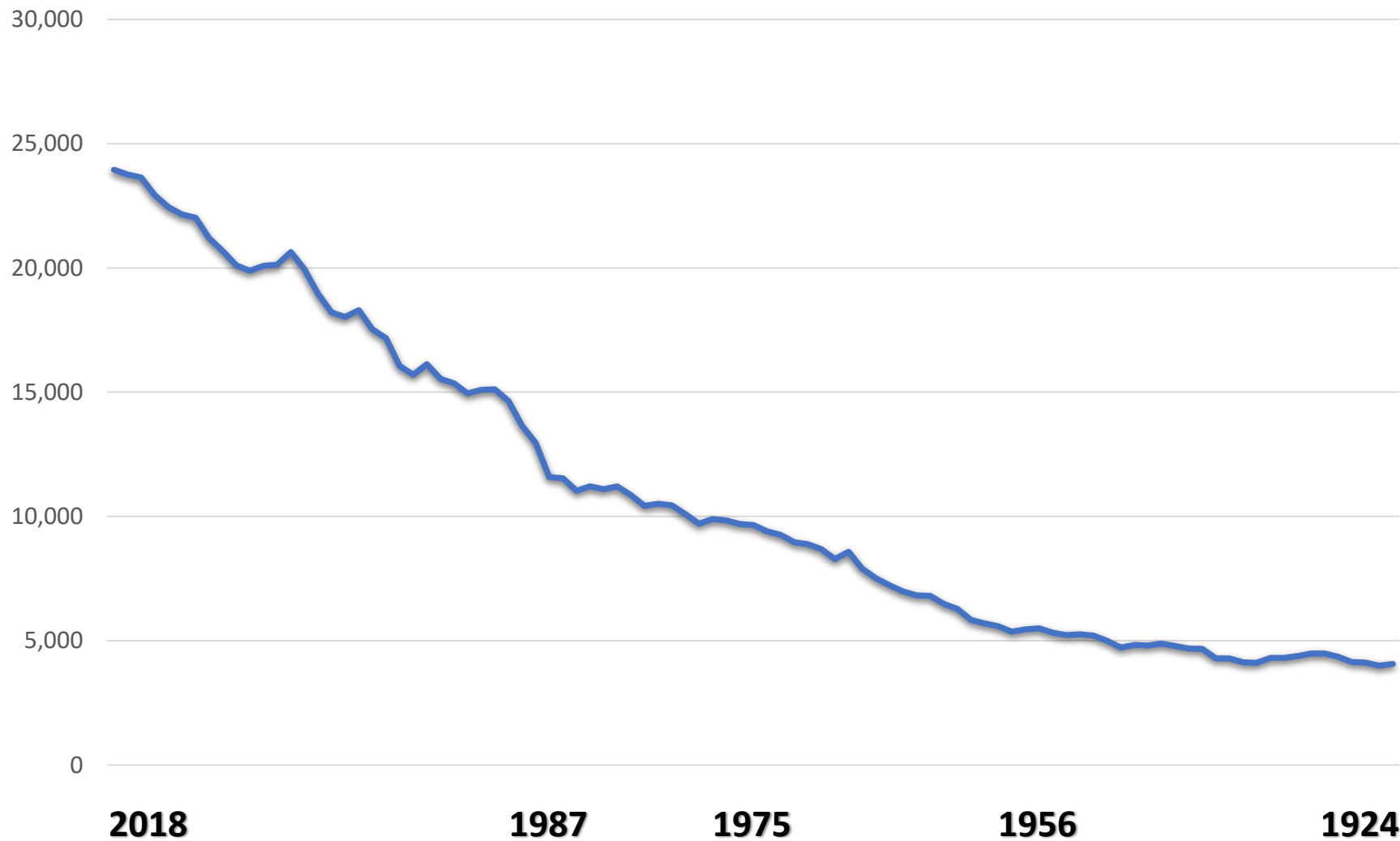
IOWA STATE UNIVERSITY  
Extension and Outreach

Iowa State University Extension and Outreach programs are available to all without regard to race, color, age, religion, national origin, sexual orientation, gender identity, gender information, sex, marital status, disability or status as a U.S. veteran. Inquiries can be directed to the Director of Equal Opportunity and Compliance, 320 Beardshear Hall, 515-281-1012.

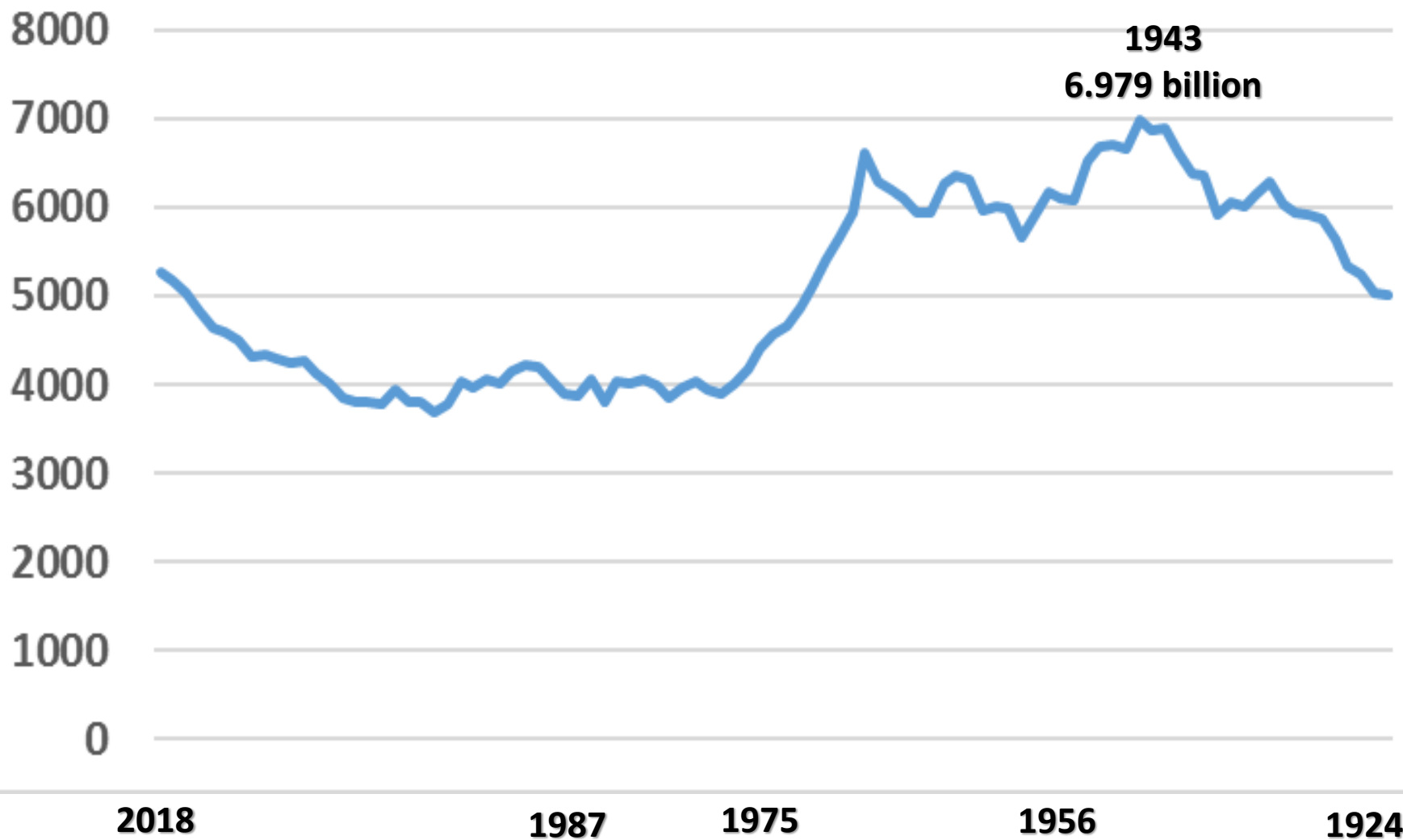
\*Statistics are for calendar year 2014.

ISURT Revised May 2015

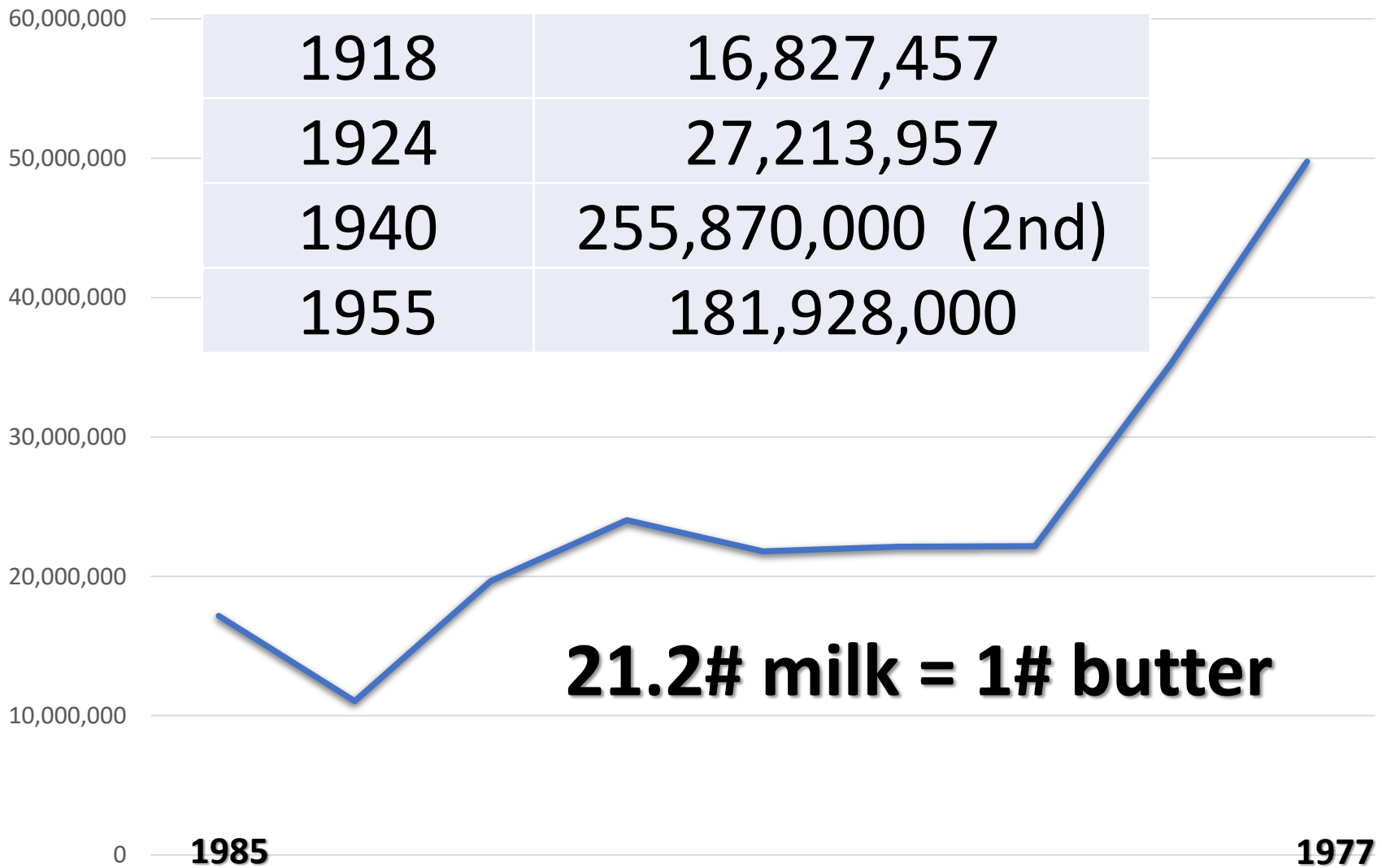
## Milk Production / Cow 1924 - 2018



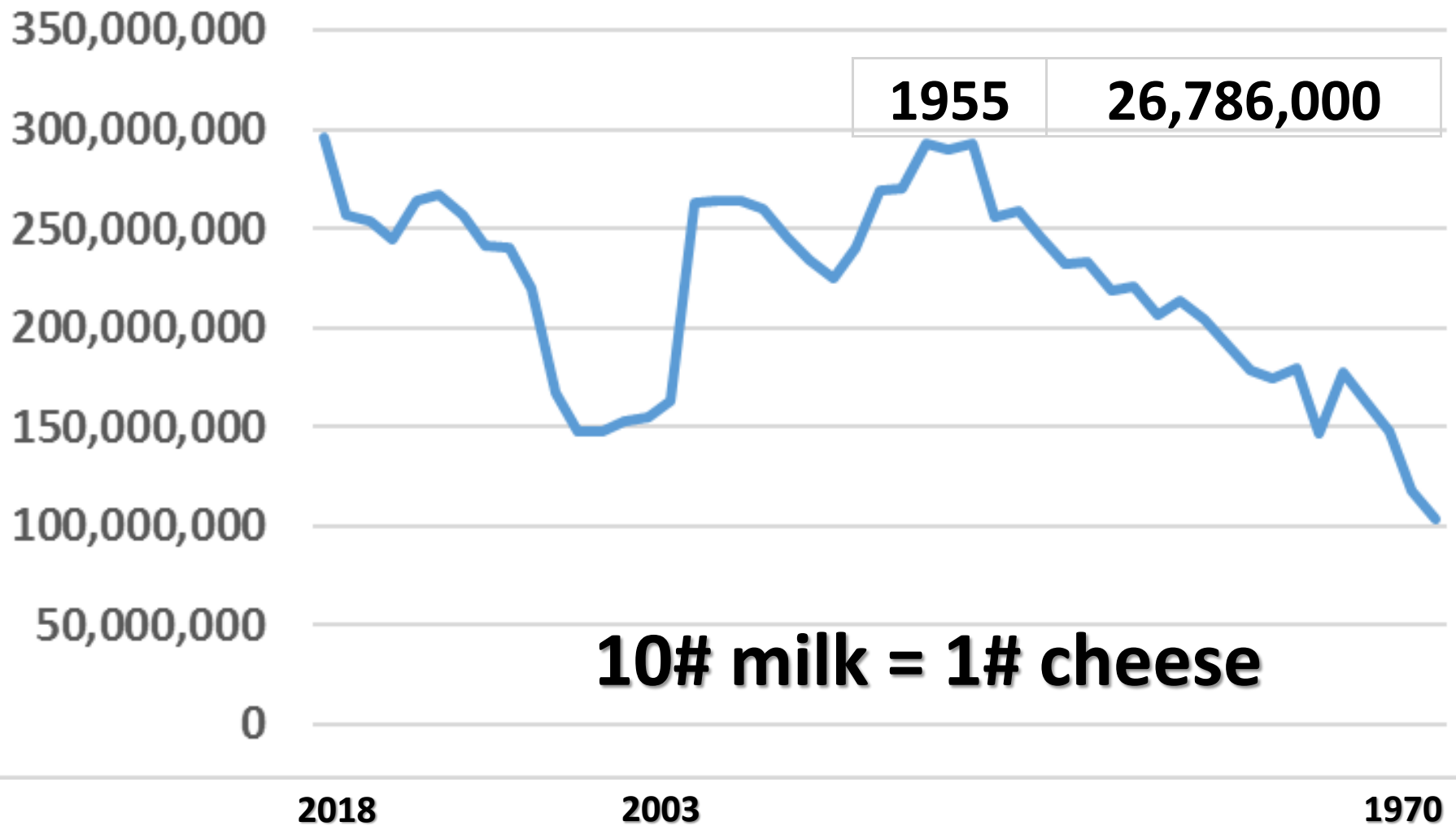
## Iowa Total Milk Production (lbs. X 1 million)



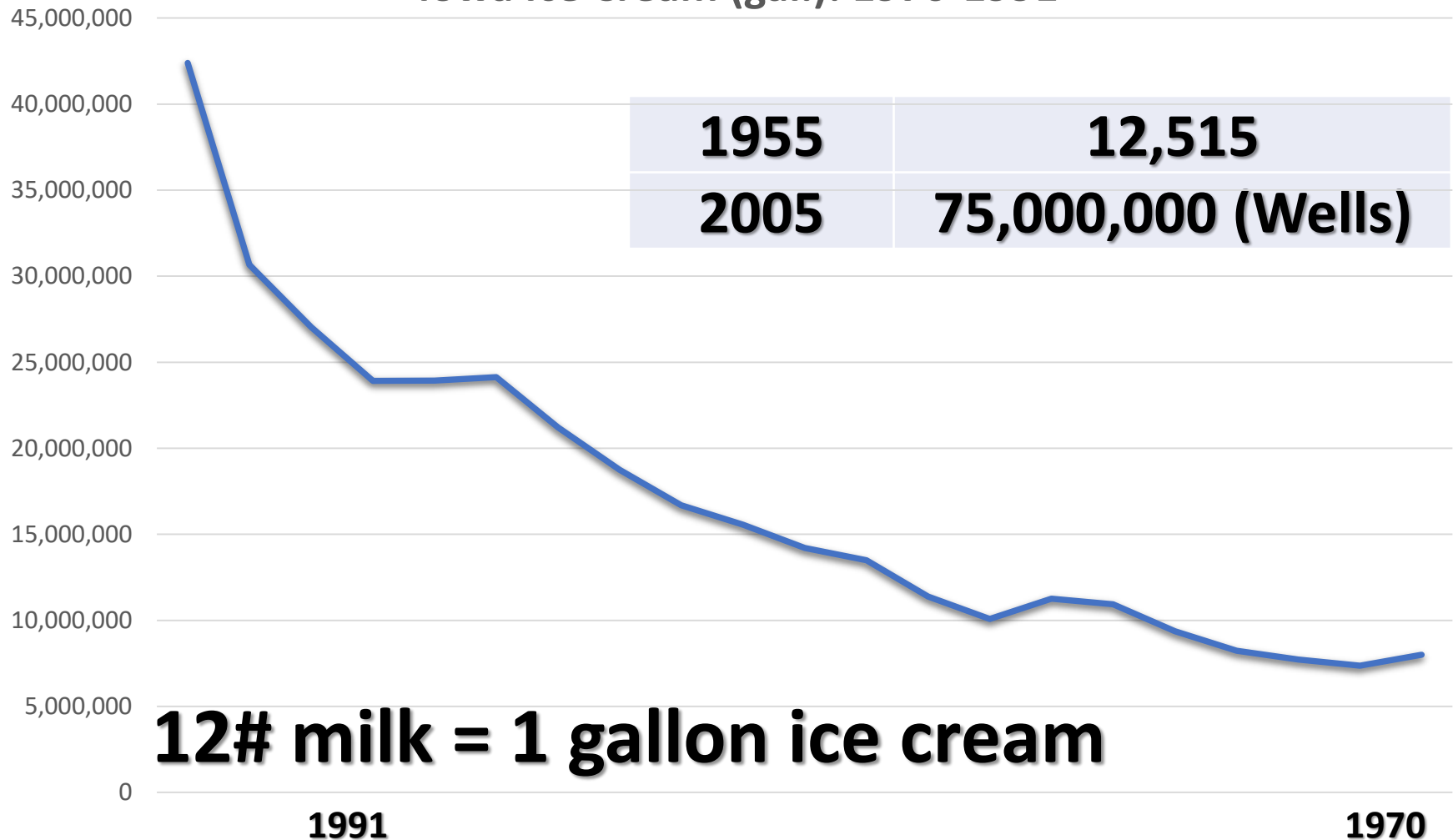
## Butter production in Iowa 1977-1985



# Cheese Production in Iowa: 1979-2018



## Iowa Ice Cream (gal.): 1970-1991






## Iowa Yogurt (lbs.): 1990 - 2007



# ***IOWA'S DAIRY INDUSTRY 2020***

- 1261 herds
  - 1045-dairy cows; 216- dairy goat; 1 dairy sheep
- 220,000 cows; 34,000 does
  - 12<sup>th</sup> nationally (cows, milk prod.)
  - 9<sup>th</sup> nationally – milk prod./cow
- 50 % herds < 100 cows; 15% > 200
- 24,800# milk/cow; 5.6 billion total lbs
- On farm milk \$ value: \$1 billion
- Value added processing: \$2+ billion
- Supports 16,000+ jobs
  - (100 cows = 8 jobs)
- Total impact: \$5.6 billion
- Each cow: \$25,454 local \$\$ activity



# Thanks for your attention

**Fred Hall**

**Jennifer Bentley**

**Larry Tranel**

**IOWA STATE UNIVERSITY**  
Extension and Outreach  
**DAIRY TEAM**

**Enhancing Dairy Profits and Quality of Life**

**Jan Shearer**

**Leo Timms Emeritus**

**\$25,454 /cow**  
**LOCAL**  
**Economic Activity!**  
**100 cows = 8 jobs!**