

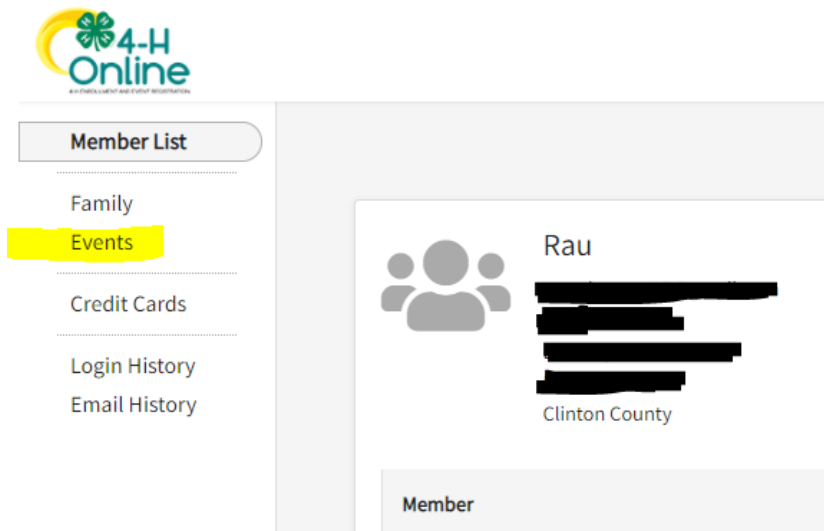
Clinton County Event Registration Help Sheet for Families (Members and Participants/Non-Members)

Registration for events or workshops is done through 4-H Online. Some events are open to members and participants (non-members), while other events are open to members only. Some events may only have a limited number of spots available. If you have questions concerning event registration, contact the Clinton County Extension Office at 563-659-5125 or by emailing clinton4h@iastate.edu.

Go to: <https://v2.4honline.com/>

For currently enrolled 4-H members, Clover Kids, and 4-H volunteers:

1. Log in using your 4HOnline email and password. If you do not know or remember your password – click “Do not remember password”. A temporary password will be sent to the email associated with your account. (Do not create a new account... this creates duplicates within the system and will cause delays with your event registration.)
2. Once you have logged in, you will be taken to the Member List screen. If you are not listed as a member, click the “Add Member” button. Adults participating (if there is an adult option for the event) will also need to follow this process.
3. To view all Events of which you are eligible to attend, click Events in the navigation pane. A list of all available options will appear.




4. Click on the event for which you wish to register.
5. Continue until you “submit” your registration.

For Participants (Non-Members):

If you were previously involved in 4-H and had an account with 4hOnline at any point, please contact your county office prior to enrolling in an event.

1. If you do not have / never have had a 4-H Online account, click on “Don’t have an account?” link and complete the steps to create an account.



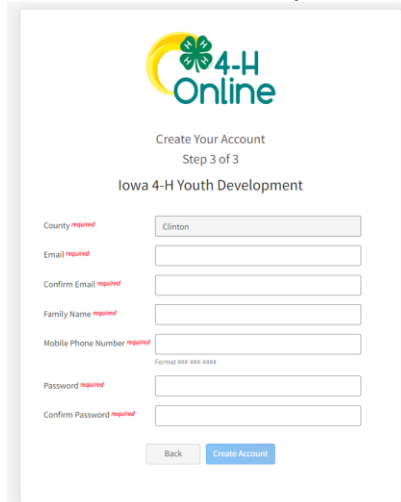
The screenshot shows the 'Sign in' page for 4-H Online. At the top, it says 'Sign in'. Below that is the 4-H Online logo. There are two input fields: 'Login Email' and 'Password'. A blue 'Sign in' button is below the fields. At the bottom, there is a yellow link that says 'Don't have an account?' and a smaller link that says 'Reset password?'.

2. Select Iowa 4-H Youth Development as your institution.



The screenshot shows the 'Create Your Account' page, Step 1 of 3. It features the 4-H Online logo and the text 'Create Your Account Step 1 of 3'. There is a dropdown menu for 'Select Your State' with 'Iowa' selected. Below that is a table with the heading 'Select an Institution' and one row containing 'Iowa 4-H Youth Development' highlighted in yellow. At the bottom, it asks 'Do you want to sign in instead?'.

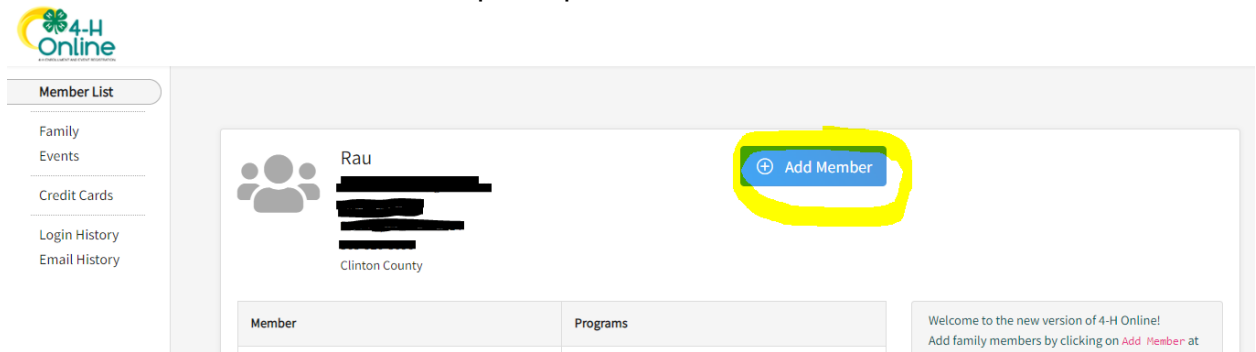
3. Select Clinton County and then add your email, family name, and password.



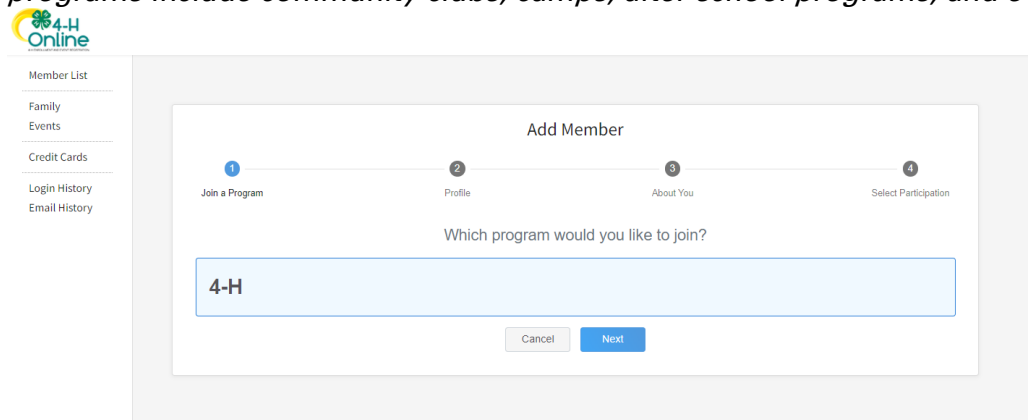
The screenshot shows the 'Create Your Account' page, Step 3 of 3. It features the 4-H Online logo and the text 'Create Your Account Step 3 of 3 Iowa 4-H Youth Development'. There are several input fields: 'County' (with 'Clinton' selected), 'Email', 'Confirm Email', 'Family Name', 'Mobile Phone Number' (with a format note: 'Format: 666-666-6666'), 'Password', and 'Confirm Password'. At the bottom, there are 'Back' and 'Create Account' buttons.

(continue)

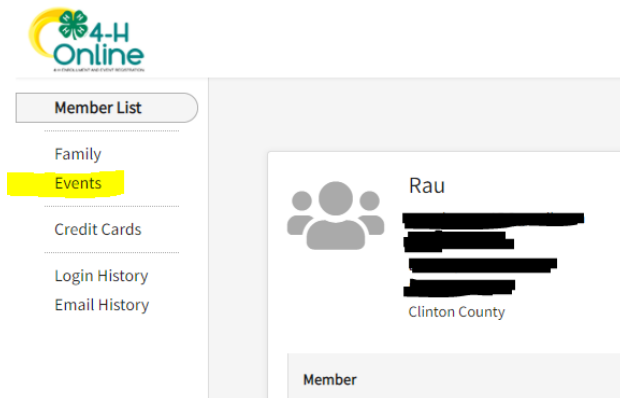
- Then click "Add Member" for the participant.



- When prompted for which program you would like to join, select "4-H". *4-H programs include community clubs, camps, after school programs, and events!*



- Complete the remaining screens. You will be prompted to complete demographic information needed for federal reporting, electronically sign consents and permissions, etc. You only have to do this once to participate in all 4-H programs!
- Back on your family home screen, you can select "Events" and register for the event you would like.



- That's it!