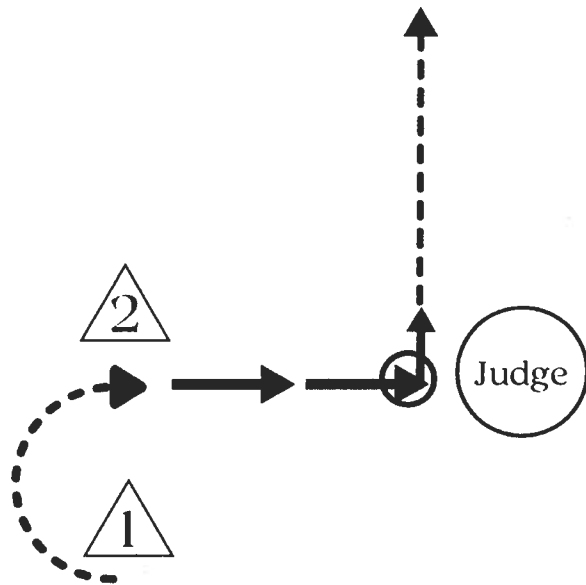


Showmanship *Jr*

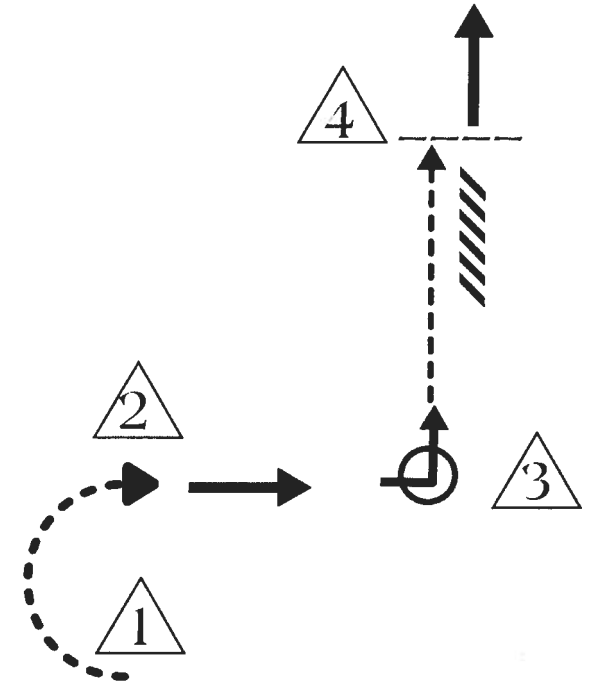


Instructions:

1. Begin at cone 1. Walk around cone 1 to cone 2 as shown
2. Trot from cone 2 to judge
3. Set up for inspection
4. After inspection do a 240 degree turn right
5. Walk to line up

Thank you, Katie Yakle 2023

Horsemanship *Jr*

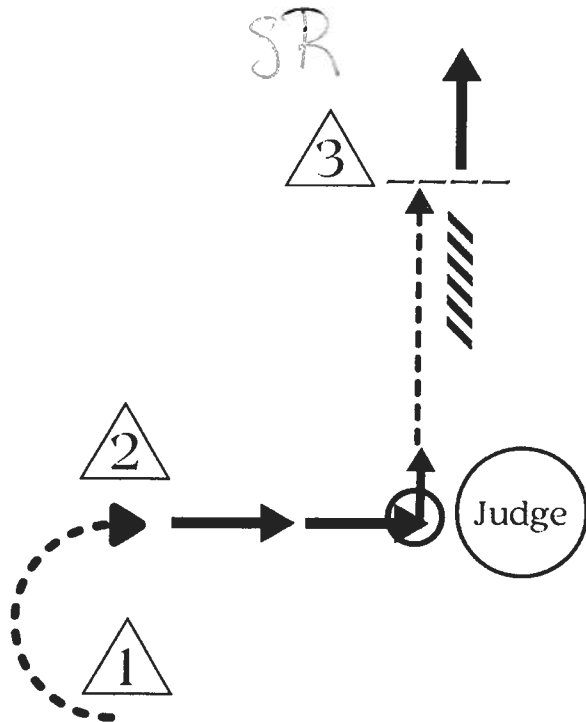


Instructions:

1. Begin at cone 1. Jog around cone 1 to cone 2 as shown
2. Walk from cone 2 to cone 3, as shown
3. Perform 240 degree turn right
4. Jog from cone 3 to cone 4.
5. At cone 4, stop and back 5 steps.
6. Walk to line up

Thank you, Katie Yakle 2023

Showmanship

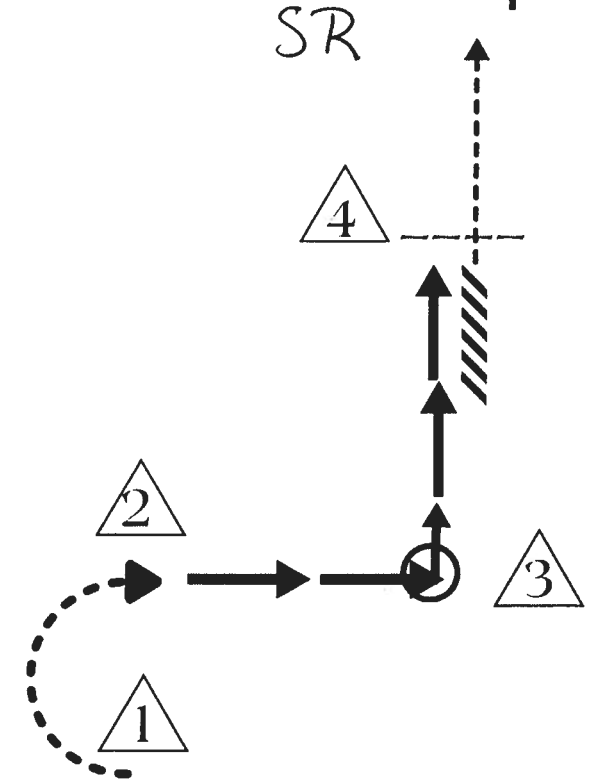


Instructions:

1. Begin at cone 1. Trot around cone 1 to cone 2 as shown
2. Walk from cone 2 to judge
3. Set up for inspection
4. After inspection do a 240 degree turn right
5. Trot to cone 3.
6. At cone 3, stop and back 5 steps.
7. Walk to line up

Thank you, Katie Yakle 2023

Horsemanship

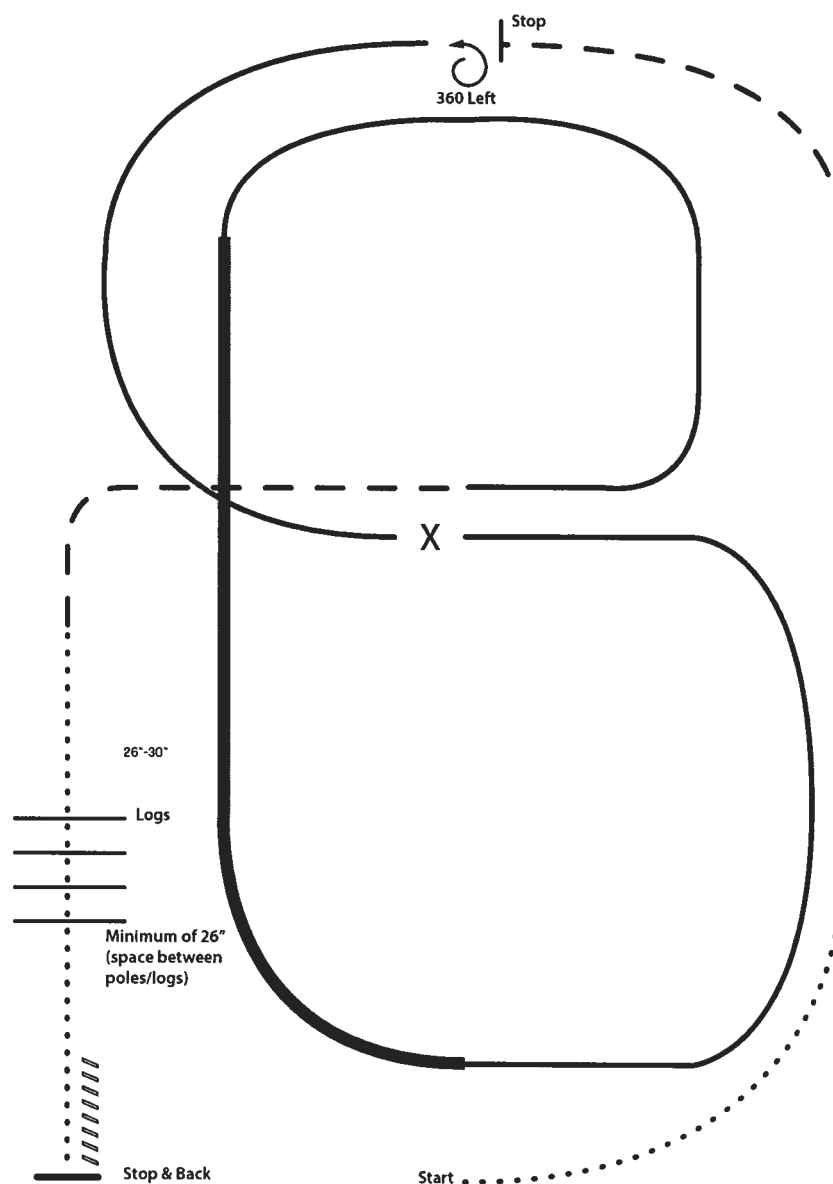


Instructions:

1. Begin at cone 1. Jog around cone 1 to cone 2 as shown
2. Lope left lead from cone 2 to cone 3, as shown
3. Perform 240 degree turn right
4. Lope right lead from cone 3 to cone 4.
5. At cone 4, stop and back 5 steps.
6. Walk to line up

Thank you, Katie Yakle 2023

RANCH RIDING - PATTERN I



- X Lead Change
- Walk
- - - Trot
- - - Ext Trot
- — — Lope
- — — Ext Lope
- /////// Back

1. Walk
2. Trot
3. Extend the trot, at the top of the arena ,stop
4. 360 degree turn to the left
5. Left lead 1/2 circle, lope to the center
6. Change leads (simple or flying)
7. Right lead 1/2 circle
8. Extended lope up the long side of the arena (right lead)
9. Collect back to a lope around the top of the arena and back to center
10. Break down to an extended trot
11. Walk over logs
12. Stop and back

In hand trot
this section

Riders
LOPE L Lead.

Bridge

Mail
BOX

sidepass R



walk.

90R
In Hand
90R
Riders
270L



Back
Through
Cones

walk
over
pole



Finish

Walk

*Cone

Trot

*Cone

*Cone

180 R

Back

Gate
L

Start