

Horse Rules

Buchanan County Fair 2023

Superintendent – Brenna Gray

Committee – Rhonda Bussan, Lynn Etten, Angela Halligan, Michelle Mangrich, Farah Henderson

IMPORTANT DATES

MARCH 1	All mentor and lease paperwork needs to be turned into the extension office.
MAY 15	All Clover Kids and 4-H members must identify animals on 4hOnline
JUNE 15	Animal entries completed on Fair Entry and entry fees due to the Extension office

SCHEDULE

RULES

1. General Livestock Rules and Regulations and 4-H General Rules and Regulations apply in this department.
2. Entries are limited to horses, ponies, miniature horses and mules identified on 4hOnline by May 15th and completed the animal entry on Fair Entry on or by June 15th. Entry fees are also due to the Extension office June 15th or postmarked by that date.
3. Buchanan County will conform to the “State 4-H Rules and Regulations for Equine Shows in Iowa” handbook. To find handbook go to www.extension.iastate.edu/4h/projects/horse.
4. Registered and non-registered horses will be shown together.
5. No stallions are allowed if born prior to January 1st of the current year.
6. Any halter class with less than three entries may be advanced to the next class at the superintendent’s discretion. Halter horse should be shown according to their breed standards.
7. For all judged horse classes, exhibitors will wear solid, plain, front button or snap long-sleeved, collared shirt of any color (including white). **The 4-H armband must be worn.** The following is prohibited: cell phones, personalized logos or embroidery, zippers, sheer or lace fabric, embellishments or bling of any kind including, but not limited to sequins, rhinestones, chains, etc. Shirt must be tucked in. **English jacket with a 4-H/FFA chevron, tie, or armband may be worn.** FFA members may wear their FFA Jackets when showing. Ties are optional. For timed events, short-sleeved collared shirts are allowed. For timed events, 4-H T-shirts are allowed. Solid blue or black jeans are to be worn. Helmets and hard-soled boots are to be worn. Saddles must be used. Spurs are optional. Chaps are forbidden. Western hats or helmets must be worn during halter, showmanship and costume classes.
8. No hitting or spurring in front of cinch. Any unnecessary roughness or poor sportsmanship will dismiss the rider from further competition for the entire show.
9. Any equipment breaks, will be allowed a re-ride except in Halter, Pleasure, Showmanship, and Horsemanship.
10. Entries over 57 inches will be shown in the horse class.
11. 4-H/FFA youth participating in any riding class and games must wear American Society of Testing Materials (ASTM) and Safety Engineering Institute (SEI) approved headgear (helmet) with chin strap and properly fitted harness while mounted and riding. All 4 H/FFA youth are strongly encouraged to wear ASTM/SEI approved headgear and may wear such headgear in any class without penalty from the judge. Iowa State Fair and Iowa State University make no representation or warranty, express or implied, about any protective headgear, and caution riders that death or serious injury may result despite wearing such headgear as all equestrian sports involve inherent dangerous risk and as no helmet can protect against all foreseeable injuries.
12. All exhibitors and horses (except foals born after January 1st of the current year) at fair **MUST** have participated in at least two horse clinics to be eligible to participate.
13. Patterns used for Showmanship are included in this Fair Book after class listings.
14. Any of the following classes may be subdivided by the superintendent.
15. No adults are allowed to ride or work horses during clinics or shows – only 4-H/FFA members, unless exhibitor asks for permission from the Extension staff or committee superintendent.
16. All horses (owned or leased) need to be inspected by a veterinarian prior to the show. The certification must be dated no more than 24 hours prior to the show date.
17. Exhibitors are encouraged to identify all horses/ponies that may be eligible for classes. However, at the fair each exhibitor will only be allowed to have two entries in a class.
18. All horses must be tied or corralled while on the fairgrounds.
19. Riders must clean up and haul away manure.
20. Immediate family member (siblings/step-siblings) can co-identify the same horse (s). Horse must still be identified in 4hOnline under each sibling/4-H member. Animal is either identified as 4-H or FFA, not both. Siblings must both be in 4-H to identify the same horse. The same animal will only be allowed to show in a class **ONCE** – for example, a 5th grade 4-H'er cannot show a horse in barrels, and the 8th grade sibling show the same horse in barrels; however, the other sibling could show that same horse in pole bending.
21. **Showmanship:** Showmanship will be open to all 4-H horse exhibitors. Exhibitors choosing to participate are not required to be signed up ahead of time. There will be three divisions: Junior - Grades 4-6; Intermediate - Grades 7-8; Senior - Grades 9-12. Classes are judged on the exhibitor’s knowledge, care of the animal, and execution of pattern. Exhibitors must show their own

animal. The judge will place 5 exhibitors in the showmanship class. Results will be announced at the conclusion of the show and recipients will receive awards at that time. The decision of the showmanship judge is final. There will be no interference, and no one is allowed in the ring. The champion will be asked if they would like to participate in Master Showmanship. If the champion has already participated in Master Showmanship and won in their age division, they must pass on to the next exhibitor after the champion.

HORSE LEASING RULES

1. An exhibitor may lease only two horses per year. A leased horse is any horse that is not owned by the 4-H/FFA member and his/her immediate family (parents, siblings, guardians). Horses owned by distant family (aunts, uncles, cousins, grandparents) are considered leased horses.
2. Leased horses are not eligible to exhibit in conformation (Halter) classes. They are eligible to exhibit in Showmanship, Cart, Costume, and any performance/timed/riding classes.
3. If a 4-H/FFA member leases a horse, that horse shall be the only horse the exhibitor identifies for the Showmanship, Cart, Costume, and performance/timed/riding classes.
4. Exhibitors may show their own horse in conformation (Halter) classes and show leased horse in the events previously listed.
5. All leased horses must have a completed Iowa 4-H Horse Lease Agreement (4H 106C-L) on file at the Buchanan County Extension office by **March 1st** or that horse will be ineligible to show.

HORSE MENTORSHIP RULE

The Horse Committee recognizes that there may be participants who have never raised horses at home before. Therefore, there will be authorized mentors available for anyone who needs assistance with their animals. Participants will need to contact the Extension Office in order to have a mentor assigned to them. The Horse Committee and mentors will not be responsible for the prevention of illness or death of the animals. To find the mentorship form go to <https://www.extension.iastate.edu/buchanan/county-fair>

DIVISIONS

An individual horse or pony may not enter two classes in the same division (*exception – pleasure division).

Horsemanship Division – Exhibitor will be judged on the ability to correctly execute patterns and horsemanship riding skills.

31300: Jr/Int Horsemanship

31301: Sr Horsemanship

Hunt Seat Equitation Division—To evaluate the ability of the hunter rider to perform various maneuvers on his or her horse, which provides a base for natural progression to over fence classes. See State Horse Handbook for rules.

32300: Hunt Seat Jr/Int

32301: Hunt Seat Sr

*An individual horse or pony may enter in the English, Western, and Ranch class. A horse or pony entered in the Junior class may not enter any other Pleasure class. An exhibitor entered in the novice class may not enter any other pleasure class regardless of the horse or pony.

Halter Division—Horses and ponies are judged on confirmation, structural soundness, balance, way of moving, quality, and breed character. Animals are judged individually at a walk/trot and standing.

31100: Foal Class - Horse

31101: Foal Class - Pony

31102: Yearling Class - Horse

31103: Yearling Class - Pony

31104: Two Year Old Class - Horse

31105: Two Year Old Class - Pony

31106: Three Year Old and Older - Gelding

31107: Three Year Old and Older - Mare

31108: Three Year Old and Older - Pony

31109: Classic Horse (*Thoroughbred, Morgan, Saddle Bred, Arabian, National Show Horse, Tennessee, Walker, all gaited horses and/or registered with a class type association*)

PERFORMANCE EVENTS

These classes will be judged for placings, with ribbons given to all exhibitors as designated by the judge. Registered horses and grade horses will show in the same class. The following classes will be judged under saddle and all ages and breeds are eligible.

No horses less than three years of age shall be shown in this class. No ponies shall be shown in this class. **A horse shown in ranch horse pleasure is not eligible to be shown in any age specific Western pleasure class.**

Novice Rider Pleasure - This class is for first or second year riders. Riders may show either English or Western. All three gaits will be requested in both directions. * **You may not enter this class and an age division performance class with the same horse.***

31400: Novice Rider Pleasure (exhibitor's 1st or 2nd year showing)

Junior Horse Pleasure - This class is for horses or ponies that are 2-5 years old. Riders may show in either English or Western. All three gaits will be requested in both directions. * **Junior horses may be shown in snaffle bits.***

31401: Junior Horse Pleasure (horse/pony is 2-5 years old)

Hunter Under Saddle Pleasure - This class is judged primarily on the horse's way of movement, type of conformation, and its manner. The purpose is to present a gait that is free-flowing, ground-covering and athletic. Horses should move with long, low strides reaching forward with ease and smoothness, be able to lengthen stride and cover ground while exhibiting correct gaits in proper cadence. * **If you enter this class you may not enter Western Pleasure with the same horse.***

31500: Jr/Int Hunter Under Saddle Pleasure

31501: Sr Hunter Under Saddle Pleasure

Hunter Hack - The purpose of Hunter Hack is to give the horses the opportunity to show their expertise over low fences and the flat.

31510: Jr/Int Hunter Hack

31511: Sr Hunter Hack

Western Pleasure - This class will be judged on performance, condition, and confirmation of the horse. Horse will work in both directions at all altering gaits to demonstrate their ability with different leads. The horse should carry his head in a relaxed, natural position with its poll level or slightly above level to the withers. Horses should be shown on a relatively loose rein. * **A horse shown in Western Pleasure is not eligible to be shown in any age specific Ranch Horse Pleasure or Hunter Under Saddle Pleasure class.***

31600: Jr/Int Western Pleasure

31601: Sr Western Pleasure

Ranch Division - Patterns are optional for ranch horse pleasure classes. Horses to be shown at a walk, jog, and lope. Extended trot may be called for. Extended trot may be ridden by sitting in the saddle, posting, or standing in the stirrups. All reverses to be performed toward the center. Horses not to be reversed at a lope. Judge may ask for additional individual work from finalist or all exhibitors, which may consist of lope and stop, rollback, or one 360 degree turn, etc. Horses are to be judged at the appropriate gaits using both directions of the arena. At all gaits horses should have the appearance of "looking for more country." * **A horse shown in Ranch Pleasure is not eligible to be shown in any age specific Western Pleasure class.***

31701: Jr/Int Ranch Horse Pleasure

31702: Sr Ranch Horse Pleasure

Walk Trot Division – Horse/Pony will be judged on manners, performance, and suitability to give a pleasurable ride at a walk and a trot. * **A horse may be shown in Bareback Walk Trot and/or ONE other Walk Trot class***

31800: Novice Rider Walk Trot (exhibitor's 1st or 2nd year)

31801: Walk Trot Junior Horse/Pony (horse/pony is 2-5 years old)

31802: Western Walk Trot Horse/Pony

NEW CLASS - Hunter Under Saddle Walk Trot

NEW CLASS - Ranch Walk Trot

31803: Gaited Walk Trot

31804: Bareback Walk Trot

Open Trail Division – Each horse/pony will individually work through an obstacle course designed to test the manners, performance, and intelligence of a good trail riding horse/pony. Open to Western and English riders.

31900 Trail Class

Costume Division - This class is based on (prettiness, originality, most authentic, etc.). Performance will also be considered. Horse is judged at a walk and may be led or ridden.

32000: Costume

Cart/Driving Division – Horse or pony will demonstrate a walk, park gait, and road gait while harnessed to a cart. Each horse or pony will also need to stand quietly. Excessive speed will be penalized. Horse or pony will be judged on its suitability to assure a pleasurable drive using the required skills.

32200: Cart

Barrel Race Division – Barrel pattern will be set according to the rules as published in the most recent revision of the Guide for Equine Shows in Iowa, as published by ISU Extension & Outreach. Knocking over a barrel shall carry a five (5) second penalty. Failure to follow the course shall cause a disqualification. Touching a barrel is not a disqualification but touching a barrel to correct it will carry a five (5) second penalty.

32100: Jr/Int Barrels

32101: Sr Barrels

Texas Flag Division – A flag will be placed in a pail of sand and set upon a barrel. The flag is to be picked up in the first pail, then the rider ought to proceed around the second barrel, deposit the flag in the second pail upon the third barrel, and then cross the finish line. There will be no time if the flag lies across the top or does not stay in the pail. No time if either pail is knocked off the barrel. A dropped flag shall be a disqualification. If a horseman deliberately hits the horse with the flag, he/she shall be disqualified from the event.

32110: Jr/Int Texas Flag Race

32111: Sr Texas Flag Race

Speed Race Division – Will use a barrel. Barrel will be no more than 100 feet from the start/stop line but no closer than 30 feet from the fence. Knocking over the barrel shall carry a five (5) second penalty.

32120: Jr/Int Speed Race

32121: Sr Speed Race

Pole Bending Division – Will run 6 poles, 21 feet apart with the first pole 21 feet from the start/stop line. Distance will be measured with a tape measure and not walked off. Horse/Pony must weave between the poles. Knocking over or touching a pole will be a five (5) second penalty. Failure to follow the course shall cause disqualification.

32130: Jr/Int Poles

32131: Sr Poles

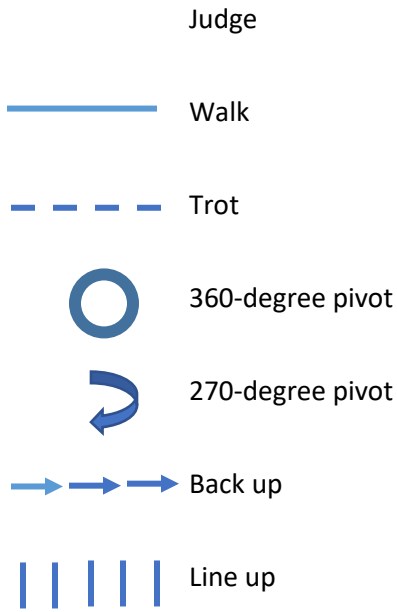
Keyhole Division – Will use four (4) poles set on the four corners of a 4 feet by 4 feet square. There is no boundary. Rider will be disqualified if a pole is knocked over.

32140: Jr/Int Keyhole

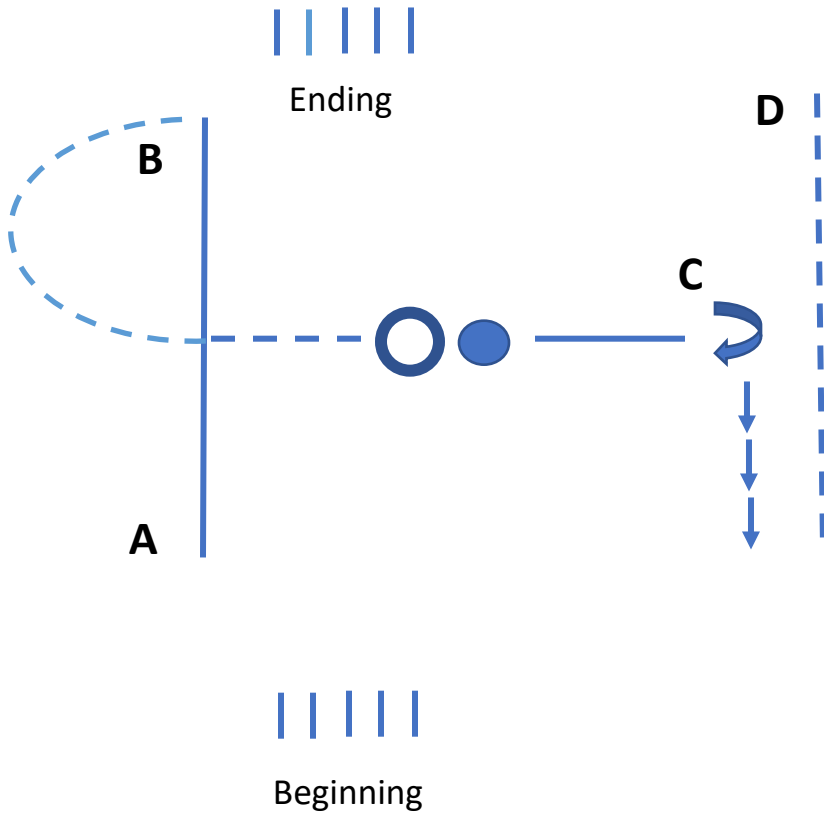
32141: Sr Keyhole

Intermediate & Senior – Pattern 1

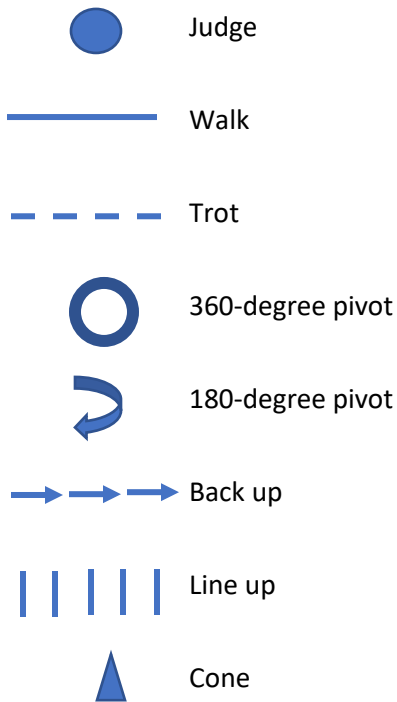




1. Start Cone A
2. Walk to Cone B
3. Trot circle to the left to the judge
4. Set up for inspection
5. Perform 360 pivot
6. Walk one horse length past cone C
7. Perform 270 pivot
8. Back 5 steps
9. Trot to Cone D
10. Line up



Intermediate & Senior – Pattern 2



1. Walk to the Judge in straight line
2. Stop and set up for inspection
3. At judge's signal, do a 180 degree pivot
(All turns are to be to the right)
4. Trot in a straight line – through the line up – stop
5. Do a 180 degree pivot
6. Walk into line up (where you started the pattern), stop and set up

