

BUCHANAN COUNTY 4-H



DOG HANDBOOK



IOWA STATE UNIVERSITY
Extension and Outreach

Table of Contents

CHAPTER 1- GENERAL RULES.....	5
ELIGIBILITY	5
INELIGIBILITY	6
OWNER/EXHIBITOR RESPONSIBILITY	6
BAITING	7
EXHIBITOR APPEARANCE	7
EXHIBITOR CONDUCT.....	7
DISQUALIFICATION, ELIMINATION and PENALTIES.....	8
RING STEWARDS.....	9
JUDGES & JUDGING	9
CLASS DETERMINATION	10
CHAPTER 2 - EQUIPMENT	12
COLLARS	12
LEASHES.....	12
WATER & WATER DISH.....	12
BAIT	13
CHAPTER 3 - CLASS DESCRIPTIONS & JUDGING CRITERIA.....	15
<u>OBEDIENCE</u>	15
CLASS DESCRIPTIONS	15
REQUIREMENTS.....	16
OBEDIENCE GUIDELINES.....	16
EXPLANATION OF OBEDIENCE EXERCISES	16
<u>HANDLING & GROOMING</u>	Error! Bookmark not defined.
CLASS DESCRIPTIONS.....	19
REQUIREMENTS.....	19
EXPLANATION OF CLASS.....	19
RESTRICTIONS.....	19
TOOLS	19
EQUIPMENT	201
EXPLANATION OF CLASS & USUAL RING PROCEDURE	20
QUESTIONS	22
<u>RALLY</u>	24
CLASS DESCRIPTIONS.....	24
EXPLANATION OF CLASS.....	24
REQUIREMENTS.....	24
GENERAL PROCEDURES	25
<u>AGILITY</u>	26
CLASS DESCRIPTIONS.....	26
EXPLANATION OF CLASS	26
PURPOSE.....	Error! Bookmark not defined.
REQUIREMENTS.....	26
SAFETY RULES	27
JUDGING CRITERIA.....	27
OBSTACLE PERFORMANCE REQUIREMENTS	28
ELIMINATION AND AUTOMATIC WHITE RIBBON	29
FINAL SCORE	30

COSTUME.....31
 CLASS DESCRIPTIONS 31
 EXPLANATION OF CLASS 31
 REQUIREMENTS 31
 CRITERIA..... 31
 JUDGING 31
CLOVER KIDS.....33
CHAPTER 4 - CLINICS.....35
 WHAT TO BRING..... 34
 REQUIRED ATTENDANCE 35
 EXPECTATIONS 35
 SCHEDULE..... 35
CHAPTER 5 – SHOW DAY EXPECTATIONS AND RULES36
 ARRIVAL TIME..... 37
 STAGING AND EXPECTATIONS..... 36
 WHAT TO BRING..... 36
CHAPTER 6 - COMMITTEE MEMBERS & CLINIC DATES.....39
 Committee Members 39
 Clinic and Show Dates 39
IOWA YOUTH CODE OF ETHICS & SIGNATURE PAGE.....40-41

CHAPTER

1

GENERAL RULES

CHAPTER 1- GENERAL RULES

This handbook is intended as a guide for 4-Her's, 4-H leaders, 4-H Program Coordinators, Extension Educators, parents, show coordinators, and judges. It is designed to help establish uniform rules, regulations, and procedures for 4-H Dog Obedience throughout the county, "Buchanan County Dog Class Rules and Guidelines" may differ from other dog program venues like the American Kennel Club (AKC) or United Kennel Club (UKC).

The Superintendent and Committee members are all listed as a volunteer with the Buchanan County ISU Extension and Outreach office.

All rule infraction decisions will be the compilation of the Committee's and Superintendent's expertise and opinions. The ultimate decision is determined by the Superintendent or the Judge depending upon the situation. If the committee or any one member disagrees with the decision of the Superintendent, the County Youth Coordinator and/or Extension Executive Director may be approached to intervene. See Animal Fair Book General Rules.

ELIGIBILITY

- Entries in the Dog Show are limited to exhibitors enrolled in the 4-H/FFA dog project.
- Exhibitors and dogs must have participated in **at least 4** dog clinics during the current 4-H calendar year.
- Dogs are to be shown by the 4-H/FFA member.
- Individual dogs are limited to one obedience, rally, showmanship, costume, and agility class entry. Exhibitors are limited to one showmanship entry.
- In order to be eligible for the agility class, the dog must also have participated or completed obedience in the current or prior year.
- Entries are open to purebred and mixed breed dogs that have been trained, cared for, and managed by the exhibitor. If exhibitor does not own the dog an agreement must be signed by the owner allowing the use of the dog by the exhibitor.
- Exhibitor is responsible to inform superintendent of any conditions that may affect the well-being of the dog or the ability of the dog to perform.
- Exhibitor must provide the Dog Project Leader/Obedience Instructor a copy of their dog's current Rabies and DHLPP vaccination records before bringing the dog to the first clinic. Vaccination records must be from a certified and licensed veterinarian. Any DHLPP shots given at home must be verified by vet records.
- Handicapped exhibitors shall be encouraged to participate in classes based on their abilities. Special exceptions or modifications to classes shall be made as required to allow the 4-H/FFA member a satisfactory experience.

INELIGIBILITY

- Any sick dog may not be shown or brought on grounds.
- No dog shall be eligible to compete if it is taped or bandaged in any way or if it has anything attached to it for medical corrective purposes. Exceptions may be made with written confirmation from a veterinarian that the dog is able to compete, upon approval of the judge and/or show committee.
- No dog shall be eligible to compete with a physical or mental condition which is detrimental to the health of the dog. (Must have Certificate of Appropriate Participation.)
- No dog belonging wholly or in part to a judge may be entered in a 4-H show where the judge is officiating.

OWNER/EXHIBITOR RESPONSIBILITY

- Owners enter dogs in a dog show at their own risk and agree to abide by all 4-H/FFA rules and regulations. Members are responsible for knowing all rules and regulations.
- Owner has sole responsibility for the dog and is liable if the dog damages anyone or anything.
- All exhibitors are responsible for knowing when and where the Dog Show is being held and being at the designated show site at least 30 minutes prior to schedule starting times to start check-in procedures or will not be allowed to show that day. Any possible conflicts leading to tardiness must be brought to the superintendent's attention prior to the day of show. This procedure will include checking class entries and receiving an exhibitor's number. The dogs are released to go home immediately following the show.
- Exhibitors shall be ready with their dog when their class is called.
- All dogs must be on a leash or crated while waiting for their class to be called.
- Exhibitors are responsible for well-fitting and properly used equipment. Collars not fitted correctly and not corrected at the request of the judge will be penalized and can be dismissed if safety is questioned.
- Exhibitors will provide their own water and food, flat buckle collar, choke chain or head halter, leash, brushes, or any other personal equipment.
- Exhibitors are responsible for sportsman-like conduct. Points may be deducted from any class at the judge's or the superintendent's discretion for non-sportsman-like conduct or may be disqualified depending on severity. This includes behavior both inside and outside the show ring on show days as well as clinics. To insure compliance a committee member or appointee will be present at all times. Any infractions will be reported to the superintendent for resolution.

BAITING

- Baiting is not allowed in the show ring during a show. Baiting (giving treats) can be used during training and may also be used during clinics. All treats must remain in the staging/stall area and not enter the show arena.

EXHIBITOR APPEARANCE

- 4-H/FFA T-shirt with jeans or slacks. No caps, hats, sandals, open-toed, or slip-on shoes are allowed in the ring. Tie shoes are recommended. No loose or baggy clothing. Shirts should be tucked in.
- No identifiers except exhibitor number such as badges, any type of clothing with kennel names or training schools thereon; no ribbons/prizes shall be worn or displayed, nor any visible means of identification used by an individual shall be worn when exhibiting a dog in the ring.
- Appropriate grooming of dogs is expected for all classes. Exhibitors must do the majority of the grooming for the showmanship classes.

EXHIBITOR CONDUCT - Iowa Youth Code of Ethics *(found in Buchanan County 4-H and FFA General Guidelines, edited to contain only information relevant to the dog program)*

Youth are expected to be sincere, honest and act in sportsmanlike ways at all times. Youth represent the entire program and their behavior reflects on their parents, leaders, club and the entire youth program. All adults involved with the youth program, leaders as well as parents, are expected to set positive examples and serve as positive role models by what they say and do. Any youth who breaks the code of ethics or allows another person (adult or peer) to talk them into violating the code of ethics agrees to forfeit all prizes, awards and premiums. The youth may also be prohibited from exhibiting at this and future exhibitions including the Iowa State Fair and other county, state or regional exhibitions.

Youth agree to the following guidelines:

1. I will do my own work, appropriate for my age and physical and mental development. This includes research and writing of exhibit explanations, preparing exhibits (such as sewing, cooking, refinishing, etc.), care and grooming of animals, etc. Adult assistance should help guide and support me, not do it for me.
2. All exhibits will be a true representation of my work. Any attempt to take credit for other's work, alter the conformation of the animals, or alter their performance is prohibited. Copyright violation or allowing others to complete your exhibit is considered misrepresentation and is prohibited.
3. I will treat all people and animals with respect. I will provide appropriate care for animals.

4. I will present exhibits that are safe for consumption. All food exhibits will be safe to exhibit and for judges to evaluate. Other exhibits will be safe for judges to evaluate and for exhibition.
5. (not relevant to dog program)
6. If any animal requires medical treatment while at the fair or exhibition, only a licensed veterinarian may administer the treatment. All medications that are administered shall be done according to the label instructions of the medication used.
7. My animal's appearance or performance shall not be altered by any means, including medications, external applications and surgical procedures. Any animal that is found to have changed its appearance or its performance shall be disqualified from the show, and have penalties assessed against the exhibitor, parent and/or guardian by the management of the fair or exhibition.
8. I will follow all ownership and possession rules and, if requested, will provide the necessary documentation.
9. I will follow all livestock health requirements for this fair or exhibition, according to the state health requirements as printed in the premium book of the fair or exhibition. I will provide animal health certificates from a licensed veterinarian upon request from the management of the fair or exhibition.

DISQUALIFICATION, ELIMINATION and PENALTIES

- Any dog soiling the ring and/or equipment will be disqualified.
- The judge and/or superintendent may excuse any dog showing any aggressive behavior to another dog(s) or person(s) while on the grounds or in the ring. Said dog will be disqualified and can be asked to leave the premises immediately. Aggressive dog behavior at training or at the show will not be tolerated and removal of the dog will be left to the superintendent, or judge.
- Exhibitors shall not strike the dog or use any other unnecessarily harsh physical or verbal means of disciplining the dog. All presumed abuse cases shall be reported to the superintendent to be resolved by the judge or superintendent at any time.
- Exhibitors are responsible for sportsman-like conduct. Points may be deducted from any class at the judge's or the superintendent's discretion for non-sportsman-like conduct or may be disqualified depending on severity. This includes behavior both inside and outside the show ring on show days as well as clinics.
- Any display of fear, nervousness or uncontrolled behavior by the dog which may include, but is not limited to: snapping, barking or running away from the handler whether it occurs in the ring or on the grounds, before, during or after judging may be penalized or disqualified according to the seriousness of the behavior.
- Praising and petting shall be allowed between and after exercises.
- A judge who is aware of any assistance, interference, or attempts to control a dog from outside the ring shall act promptly to stop such double handling or interference, and shall penalize the dog substantially. If, in the judge's opinion, the circumstances

warrant, the dog shall be given a score of zero for the exercise during which the aid was received or the dog shall be disqualified.

- No baiting is allowed in the ring.
- Any dog leaving the show ring during judging will be disqualified.
- Any dog soiling the ring and/or equipment will be disqualified in any class.

RING STEWARDS

- The judge is in sole charge of the ring until the assignment is completed. Stewards are provided for assistance but may act only on the judge's instructions. Stewards shall not give any information or instructions to the exhibitors except as specifically instructed by the judge, and then only by making the judge's instructions clear.

JUDGES & JUDGING

- The judge's decisions shall be final in all matters affecting the scoring and judging of each class. The show committee shall decide all other matters at the show.
- Judges for the fair are chosen by the County Youth Coordinator.
- Judge's orders and signals shall be given to the handlers in a clear and understandable manner, but in a way that the work of the dog is not disturbed. Before starting each exercise the judge shall say "Are you ready?" At the end of each exercise the judge shall say "Exercise finished." Each dog must be worked and judged separately except for the group exercises.
- If a dog has failed in a particular part of an exercise, it shall not ordinarily be rejudged or given a second chance, but if, in the judge's opinion, the dog's performance was altered by peculiar and unusual conditions (loud noise or train), the judge may rejudge the dog on the entire exercise. Should the judge find it necessary to rejudge a dog(s) from the group exercise, the dog(s) shall be judged immediately following the group, or as soon as possible. Should only one dog be rejudged, that dog must do the exercise alone.
- The judge shall not disclose any score until the entire class has been rejudged. Score sheets will be made available after reviewed by superintendent and committee.
- The judge is not required to explain his/her scoring and need not enter into any discussion with any exhibitor who appears to be dissatisfied. Any interested person who thinks that there may have been an arithmetical error, or an error in identifying a dog, may report the facts to one of the ring stewards or the show committee so it may be checked.

CLASS DETERMINATION

- This is NOT an AKC sanctioned dog show. AKC rules have been used as guidelines; however, some class descriptions may differ from AKC. It is recommended that youth attend or watch an AKC show or obtain a copy of their rules prior to exhibiting at the Iowa State Fair.
- The exhibitor and dog's previous experience will be the primary factor in determining class placement. Exhibitors will be placed in the highest class level expected to complete successfully. In keeping with the spirit of 4-H, the exhibitors and dogs are held to the highest of standards, while still learning something new every year and having the best chance of success for themselves and their dogs. We want to encourage high self-esteem, teamwork and that "can-do" attitude required to be successful in dog training.
- The Dog Project Leader/Obedience Instructor will have the final determination of the class weeks prior to Buchanan County Fair.
- In order to compete in agility for the first time exhibitor must have attended the required number of obedience classes or completed obedience training in the current or any prior 4-H year.
- Classes will be divided by levels as follows:

Obedience Classes: Pre-Novice, Pre-Novice B, Novice, Graduate Novice

Rally Classes: Pre-Novice, Novice, Graduate Novice

Showmanship: Junior, Intermediate, Senior

Costume Classes: Mini, Midi, Maxi

Agility Classes: Pre-Novice, Novice, Graduate Novice

For detailed class descriptions, see the specific class section in this booklet.

CHAPTER 2

EQUIPMENT

CHAPTER 2 - EQUIPMENT

COLLARS

- **Flat buckle collar:** Start with a flat buckle collar. When choosing the right flat buckle collar, size is very important. You should not fit more than two fingers between your dog and the collar. Width is also a consideration; choose the widest possible collar while still retaining the correct size. You can check the proper fit of the collar by testing if the collar will slip over your dog's head. If fitted properly the collar will not slip off and should prevent that type of accident. This collar is what you would use for agility course, often called the "play collar".
- **Slip Chain Collar:** Sometimes known as a choke chain. When choosing this type of collar, correct size is also important, making sure it will slip over your dog's head easily, but without a lot of extra room. Putting this collar on correctly is also very important. First you must know which side you will lead your dog from. The left side is the most common. Form a "P" facing your dog when putting the collar on. This will allow the chain to release immediately and prevent your dog from choking. The method of using this collar is extremely important to prevent injury to your dog. Jerk and release immediately. This is not about power, but rather timing. This is what you should use during obedience and rally.

LEASHES

- **Recommended:** When choosing a leash, keep your hand's comfort in mind. Suggested are those made out of leather (the most durable), nylon or cotton. Length should be 6 feet.
- **No chain or retractable leashes.**
- **Required:** Show leads are to be used during the showmanship classes. Exceptions may be made by the superintendent and/or the judge. Note: If you are showing at State Fair in handling, you **MUST** use a show lead.

WATER & WATER DISH

Bring your own dishes for your dog. Many clinic and show days become extremely hot and your dog (as well as yourself) will need to stay hydrated. Bring a jug of water during clinic days as the water may not be on at the fairgrounds.

BAIT

For training class only: Training treats may be used during training classes only. No treats in the ring on show days.

CHAPTER 3

CLASS DESCRIPTIONS & JUDGING CRITERIA

CHAPTER 3 - CLASS DESCRIPTIONS & JUDGING CRITERIA

OBEDIENCE

(Choke Chain)

CLASS DESCRIPTIONS

30101 Obedience, Pre-Novice: For dogs and handlers in their first year of training. Dogs must not have a leg toward an AKC/CD degree. Dogs will heel on leash, stand for examination on leash, recall on leash, and do long sits for one minute and long downs for three minutes.

30102 Obedience, Pre-Novice B: For dogs in second year or more of training but not ready to move into Novice. This decision will be made by the committee following the clinics. Dogs must not have a leg toward Open Degree. Dog will heel both on leash, stand for examination on leash, recall on leash and do long sits for three minutes and down for five minutes, both on leash. Dogs entered in this class may not be entered in Class 30101.

30103 Obedience, Novice: For dogs in second year or more of training. Dogs must not have a leg toward Open Degree. Dog will need to heel both on and off leash, stand for examination off leash, recall off leash and do long sits for three minutes and down for five minutes, both off leash. Dogs entered in this class may not be entered in class 30101 or 30102.

30104 Obedience, Graduate Novice: For dogs in third year or more of training. Dogs must not have CDX Degree. Dogs will heel on and off leash, stand for examination off leash, drop on recall off leash, and do sits for three minutes and down for five minutes, both with owner out of sight. Dogs entered in this class may not be entered in classes 30101, 30102, or 30103.

**Special notes:

- More classes may be added by recommendation of superintendent and/or committee members based upon the advancement, age and ability of the exhibitors and their dogs.

- State Fair classes are more numerous and more detailed. Please see the State Fair rules to determine which class you should enter for State Fair.
- The superintendent has the right to determine the class most appropriate for the success of the handler/dog. Expectations may be discussed with the judge to meet these preferred criteria.

REQUIREMENTS

- Exhibitors and dogs must have participated in at least 4 dog clinics during the current 4-H calendar year. (see other eligibility rules in General Rules)

OBEDIENCE GUIDELINES

- All dogs must be taken in and out of the ring on lead, before and after group exercises and including award presentations. If the exhibitor is to show off lead, remove the lead and give to the ring steward at the appropriate time.
- Dogs must wear a slip chain collar. Fancy, spiked, or special training collars, or too tight or too loose collars, are not permitted. There should be no objects hanging from the collar.
- Only one command may be given for each exercise. The command may be either verbal or by hand signal. Extra commands must be penalized unless otherwise directed. A hand signal is a signal gesture with one arm and hand only and must be returned to a natural position. Any delays may be penalized unless otherwise instructed by the judge. The dog's name will not be considered a command, except in exercises requiring signals only. Overly loud verbal commands are not necessary, and may be penalized.

In the case of a tie for any prize in any obedience class, each dog shall be tested again individually by performing heeling exercise again. The original score will not change.

EXPLANATION OF OBEDIENCE EXERCISES

- **Heel Position:** Heel position is achieved when the dog and handler are in straight alignment with each other while facing the same direction. The dog should be close to the handler's leg, without crowding, to allow the handler freedom of movement. The dog's head to shoulder area should be in line with the handler's left hip.
- **Heel on Leash:** This exercise is a test of how well the handler and dog follow the judge's direction of commands: forward, halt, right turn, left turn, about turn,

normal, slow, and fast. The handler and dog team must also perform the figure eight. The dog should remain in heel position, while the lead remains slack at all times.

- **Forward:** Handler and dog must walk briskly, in a natural manner.
- **Halt:** The handler stops within three steps upon given command from the judge. The dog sits straight and in the heel position.
- **Right Turn:** The handler and dog make a ninety degree turn to the right upon given command.
- **Left Turn:** The handler and dog make ninety degree turn to the left.
- **Slow:** The handler and dog walk noticeably slower than normal.
- **Normal:** The handler and dog walk at a normal, brisk pace.
- **Fast:** The handler and dog run, moving at a noticeably accelerated pace.
- **Figure Eight:** The handler and dog walk in between two stewards standing about eight feet apart. The handler/dog may go in either direction and should go around twice with at least one halt during and one halt at the end exercise. Commands "Forward" and "Halt" will be given. The leash must not be used to signal or give assistance to the dog or a penalty will result.
- **Heel Free:** This exercise will be executed in the same manner as Heel on Leash, except without a lead. The left hand may be held at front waist or hang and move naturally at left side, but must not touch the dog.
- **Stand for Examination:** The handler stands and stays the dog for the judge's examination. The handler walks 6 feet in front of the dog, turns, and faces the dog. The judge will then approach the dog from the front and touch its head, back, and hindquarters. The judge will then give "Back to your dog" command, at which time the handler will return to the dog and around to heel position. The dog must remain in standing position without moving its feet until the judge says "Exercise finished..." The dog must show no shyness or resentment at any time.
- **Recall:** The handler will command/signal the dog to wait, then walk to a designated spot in front of the dog, turn and face the dog. The handler's hands must remain quiet and in one position through the end of this exercise. Upon the given command from the judge, the handler will call/signal the dog to come. The dog should come straight to the handler at a brisk pace and sit straight, centered in front of the handler, close enough for the handler to touch the dog's head without moving his/her feet or leaning forward. The dog should not touch the handler. The judge shall command "Finish", at which time handler will give a command for the dog to return to the heel position. This is done by either the around or swing method.

- **Long Sit (Sit Stay):** This is a group exercise by all participants in the class. (All classes with the same time limits may be combined at the judge's discretion; however the group should not exceed more than fifteen dogs.) Upon the command "Sit your dog" the handler will put their dog into a "sit" position without touching the dog, or the collar. Then "Leave your dog", going to their designated place (either facing the dog, or leaving the ring for out of sight stays). After the designated time, the judge will say "Return to your dog", at which time the handler will return to the dog, walking around the back to the heel position. Dogs must not move from the "sit" position until the judge calls "Exercise finished."
- **Long Down (Down Stay):** To be executed in the same manner as the Long Sit, except using the "Down" position.
- **Drop on Recall:** To be executed as "Recall", except that upon direction from the judge, the handler will command (verbal or signal) the dog to "Drop" or "Down" while in motion at approximately the half-way point. Then upon direction from the judge, the dog will be called to the handler to complete the "Recall", ending with a "Finish".

Showmanship (Showlead)

CLASS DESCRIPTIONS

<u>30200 Junior Handling & Grooming:</u>	Exhibitors in grades 4, 5 & 6
<u>30201 Intermediate Handling & Grooming:</u>	Exhibitors in grades 7 & 8
<u>30202 Senior Handling & Grooming:</u>	Exhibitors in grades 9, 10, 11 & 12

REQUIREMENTS

- Exhibitors and dogs must have participated in at **least 4** dog clinics during the current 4-H calendar year. (see other eligibility rules in General Rules)

EXPLANATION OF CLASS

Classes will be judged on the following criteria: exhibitor (appearance and attitude), condition of the dog, but primarily the exhibitor's knowledge of grooming, handling and any other questions related to the dog. The grooming portion is judged on the basic knowledge of the breed, the condition of the dog's coat and the appropriate grooming of the coat based on the breed. Judging criteria include but are not limited to presentation of the clipping of nails and hair, cleaning of the coat/fur and ears, combing of the coat/fur and ridding of any mats or loose hair, teeth and eyes. Dogs entered cannot be professionally groomed in the two weeks prior to the show.

Parents, guardians, or mentors may assist the exhibitor in preparing the dog to enter the show ring. The exhibitor must convey to the judge that they are knowledgeable of the methods of grooming and caring for their dog.

RESTRICTIONS

- Dogs entered cannot be professionally groomed in the two weeks prior to the show.
- Parents, guardians, or mentors may assist the exhibitor in preparing the dog to enter the show ring. The exhibitor must convey to the judge that they are knowledgeable of the methods of grooming and caring for their dog.

TOOLS

- Brush or comb – used to maintain the dog's appearance while in the ring after possible tussling of hair or settling of dust.
- Excessive grooming in the show ring may result in deductions.

EQUIPMENT

- **Leads:** A showmanship lead is preferred, but no deduction shall be made for obedience leads. Regardless which lead is used, the handler must be in control of the dog and the lead shall be held and used neatly. Deductions shall be made for leads hanging down or flapping about the dog. The handler's lead should be ready at all times and deductions shall be made for time spent wrapping leads and getting ready to move.
- **Clothing:** Judges should be aware of the appearance of the handler and dog. The handler should be suitably dressed for the occasion wearing clothing which will not hinder or detract from the presentation of the dog. The handler shall wear clean fair-appropriate clothing. Neatness of attire is to be considered by the judge. Clothing which contrasts with the dog is ideal, but no deduction, nor special consideration, is to be given to a handler because of the color of clothing. Shoes should be flat and easy to walk in (high heels are inappropriate). No deduction shall be made for wearing tennis shoes.
- **Grooming Tools:** Though the dog must be completely groomed by the exhibitor (including trimming, clipping and/or shaving), he/she may take appropriate instruction before the Dog Show. The dog should be well groomed before entering the ring. Excessive grooming of the dog in the ring to gain the judge's attention should be faulted. Use of a brush or comb to replace muffed coat is acceptable, but should be done very discreetly, as well as drool cloths.
- **Breeds:** No consideration shall be given to the breed or mix of the dog. The handler should know the breed/mix to show the dog to the closest breed standard.

EXPLANATION OF USUAL RING PROCEDURE

The Basic Skills:

1. Group Gaiting
2. Stacking (posing) the dog
3. Individual examination of dog
4. Individual gaiting pattern
5. Knowledge questions
6. Grooming
7. Other factors (i.e. sportsmanship, proper use of equipment)

Individual judges may vary the judging routine and these components may be mixed in any order. More challenging variations may be used as a tie-breaker.

Group Gaiting: Traffic should move counter-clockwise, unless otherwise directed. Gaiting is usually done around the perimeter of the ring with the dogs at the left side of the handlers. The judge may ask for variations (i.e. Down a diagonal, down the center, or reverse direction). The dog should be kept between the judge and handler as much as possible. It is important that handlers leave the adequate space between themselves and the dogs in front (for safety, and also to give the judge the best visual advantage of your dog). Passing should never take place, and will result in serious faults, except at the request of the judge. The judge should be aware of proper spacing and movement of handlers. Crowding other dogs will result in serious faults. The judge, to the best of his/her ability will arrange the class so that all dogs may gait at a comfortable pace (i.e. Fastest to slowest or largest to smallest to avoid crowding). The judge shall admit only as many handler/dog teams as the ring will safely and comfortably hold. If the class should need to be divided, the judge will make a cut of blue ribbon contenders from each heat, having each of these contenders return to the ring for the final examination and determination of placements. The handlers will be judged on the ability to present the dog to its best advantage.

Stacking: Stacking (stand with feet square, ears up, tail up) should be done when the class stops gaiting around the ring. It should be maintained while the judge is doing individual examinations of the other dogs in the class. (The judge may give directions to relax in the case of a large group.) Handlers may kneel on one knee, or stand depending on the size and breed of dog being shown. Handlers kneeling on both knees will be faulted. Deductions will be made for any handler who does not move gracefully and quickly around the dog, keeping the dog always between themselves and the judge, as the judge moves to various locations of the ring, while maintaining the correct pose. Serious deductions will be made for crawling on both knees. The handlers will be evaluated on the correct pose for the breed (feet square, correct topline, ears up or down, etc.), control over the dog, speed and ease of stacking, whether the handler blocks the view of the dog from the judge (hands hindering view of tail, covering muzzle, placement of fee by leaning over the dog), etc. Each handler is responsible for knowing how their breed (closest to if showing a crossbreed) is customarily stacked. In the 4-H ring, the handlers shall **never** use the tail to lift any part of the dog (as is customary in the AKC ring). Handlers will lift from underneath the chest and hips.

Individual Examination: An individual examination of each dog will be conducted, usually from the group stack. The judge may look at the dog from a few steps away and then move forward to examine the dog, during which the handler should remain out of

the judge's way as much as possible while maintaining control over the dog. The judge may ask the handler to show the bite (teeth). The handler should show the teeth according to breed standard, by pulling the dog's lip back so the judge has a clear view of the dog's teeth, being careful not to get hands or head in the way of the judge. The judge should be able to see the teeth with the mouth closed. Correctness of teeth will not be judged, nor the correctness of the breed standard.

A courtesy turn is optional, but is recommended to get the dog moving from its posed position. To execute: the handler will use a right hand turn before beginning the pattern designated by the judge. There should be no break in the gaiting pattern. It may be necessary in some patterns to switch the lead from one hand to the other to insure the dog is always between the judge and handler. These changes should be done gracefully at the corners of the pattern and only as necessary or to be sure the judge has an unobstructed view of the dog. The handler should stop a few steps back from the judge. The most breeds should stand square and the handler should avoid physically moving the dog's feet. The handlers will be judged on their ability to follow the judge's instructions, proper speed in gaiting, smoothness, etc.

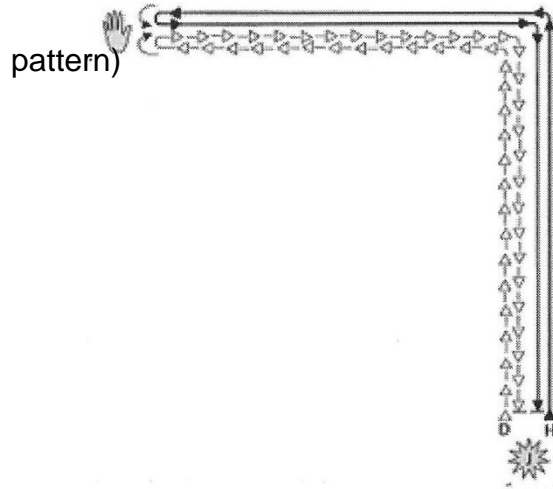
QUESTIONS

Questions will be asked by the judge. The handler should be prepared to answer questions about general dog knowledge and specific questions about their breed (or mix of breeds) of dog. Judges may vary questions, but most will ask about anatomy, health, and general care. Breed specific questions may include county of origin, original purpose, present intended use, AKC group, or breed standard questions. Handlers should not be expected to answer breed specific questions for any other breed(s) other than the one they are showing. Difficulty of the questions will be determined by the age of the handler.

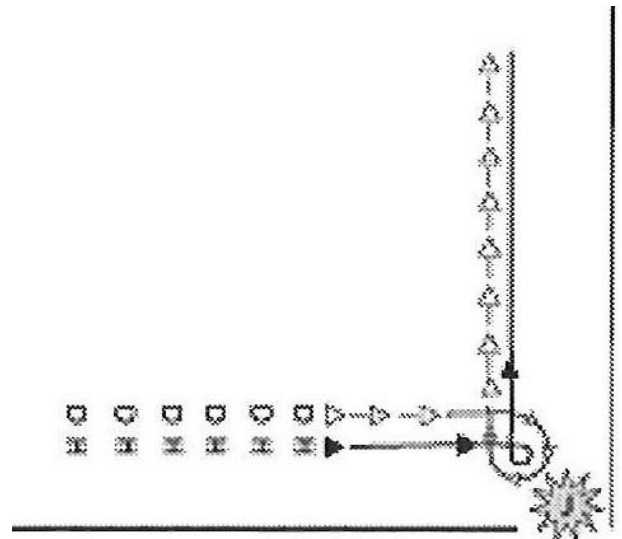
Individual Gaiting: Individual gaiting patterns will be decided by the judge.

Common Patterns

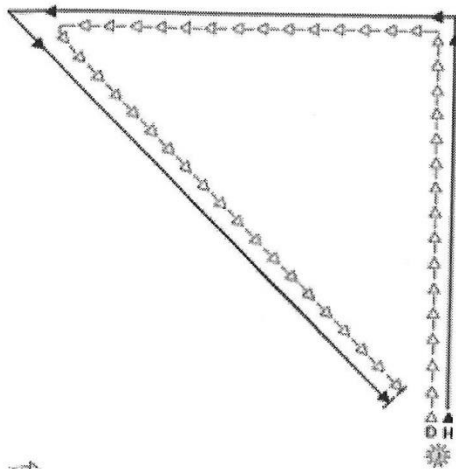
“L” Pattern



Courtesy Turn for Showmanship
(used at the start of gaiting)

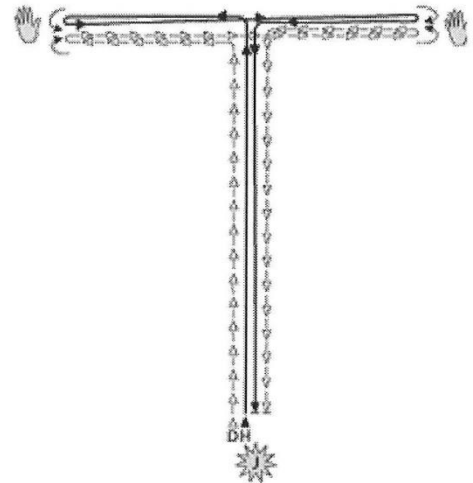


“Triangle” Pattern



“T” Pattern

(Judge will indicate to left or right)



RALLY

(Choke Chain)

CLASS DESCRIPTIONS

<u>31110: Pre-Novice- On leash</u>	Dogs and handlers in their first year of training
<u>31111: Novice- On Leash</u>	Dogs in second year or more of rally participation
<u>31112: Graduate Novice – Off Leash</u>	Dogs in third year or more of rally participation

EXPLANATION OF CLASS

“AKC Rally is a sport in which the dog and handler complete a course that has been designed by the rally judge. The judge tells the handler to begin, and the dog and handler proceed at their own pace through a course of designated stations (10-20, depending on the level). Each of these stations has a sign providing instructions regarding the next skill that is to be performed. Scoring is not as rigorous as traditional obedience.

The dog handler team moves continuously at a brisk but normal pace with the dog under control at the handler’s left side. There should be a sense of teamwork between the dog and handler both during the numbered exercises and between the exercise signs; however, perfect heel position is not required. Any faults in traditional AKC Obedience should be scored the same in rally, unless otherwise mentioned in the Rally Regulations. After the judge’s “Forward” order, the team is on its own to complete the entire sequence of numbered signs correctly.

Unlimited communication from the handler to the dog is to be encouraged and not penalized. Unless otherwise specified in these regulations, handlers are permitted to talk, praise, encourage, clap their hands, pat their legs or use any verbal means of encouragement. Multiple commands and/or signals using one or both arms and hands are allowed; the handler’s arms need not be maintained in any particular position at any time. The handler may not touch the dog or make physical corrections. At any time during the performance, loud and harsh commands or intimidating signals will be penalized.”

REQUIREMENTS

- Exhibitors and dogs must have participated in at least 4 dog clinics during the current 4-H calendar year. (see other eligibility rules in General Rules)

EQUIPMENT

- The collar used in Rally should be a Slip Chain. See the Equipment section of this book for a description.

GENERAL PROCEDURES (adapted from AKC Rally Regulations):

- Signs will be placed to the right of the handler's path except for those indicating a change of directions, in which case the sign will be directly in front of the handler to aid in that change.
- Exercises using cones may require entry with the sign on the left.
- The dog is to be on the handler's left side.
- The judge's orders will be "Are you ready?" followed by "Forward." No other orders are necessary.
- All dogs will be timed. Times will be used only in the event of ties for a placement. Time begins when the judge says "Forward" and ends when the dog and handler cross the Finish station.

AGILITY

(Flat Buckle Collar)

CLASS DESCRIPTIONS

Agility – These are timed obstacle courses, but the emphasis is on their ability to complete the course. Each dog individually will run an obstacle course that may contain jumps, weave poles, teeter-totter, A-frame, pause box, dog walk, closed tunnel, and/or open tunnel. Each handler starts with 200 points. Deductions will be applied for faults. Tie scores will be broken by run time.

(On Leash) 30400: Pre-Novice–

For dogs and handlers in their first year of training

(On Leash) 30401: Novice –

For dogs in second year or more of agility participation

(Off Leash) 30402: Graduate Novice (off leash) –

For dogs in third year or more of agility participation

Ribbons will be awarded as follows (The top scoring dog in each class will receive a trophy):

Purple	190-200 points
Blue	170-189 ½ points
Red	150-169 ½ points
White	149 ½ or lower

EXPLANATION OF CLASS

Dog agility combines the elements of a dog's ability, briskness, confidence, and a handler's control in directing the dog over an obstacle course designed specifically for dogs. Emphasis is placed on safety and precision rather than on time. Times will only be used to break a tie. It is a fun sport with great spectator appeal.

REQUIREMENTS

- Must have attended required number of obedience classes or completed obedience training in the current or any prior 4-H year.
- Exhibitors and dogs must have participated in **at least 4** dog clinics during the current 4-H calendar year. (see other eligibility rules in General Rules)

SAFETY RULES

Because the safety of both dogs and exhibitors is of paramount importance, the following rules will be enforced.

- Exhibitors and dog must attend **at least 4** clinics. Exhibitor is encouraged to attend all clinics offered.
- The Flat Buckle collar is what you would use for the agility course, often called the “play collar”. See collar descriptions in the General Information section.
- Class placement is determined by the superintendent using the criteria stated in the General Information section.
- Dogs must be a minimum of 6 months old to exhibit in the Agility event. Dogs that are handicapped may be approved for lower jump heights, but not under 6”.
- A judge, county trainer, any licensed vet, or any member of the dog show committee will have the authority to stop the performance of any dog whose soundness is in question.
- The use of a completely fenced area is encouraged, but not required.

JUDGING CRITERIA

- Any dog which commits to a contact obstacle (A-frame, dog walk, or see-saw) with all four paws, and then bails off during the competition will be told by the judge to omit the obstacle and go on to the next. Beginners using a leash must hold it at all times except when going through the hula-hoop and tunnels; afterwards it must be picked up immediately before the next obstacle is executed. A 6 foot leash is recommended.
- The judge will penalize any handler receiving outside assistance. In severe cases, the handler will receive a white ribbon. The show committee is also responsible for investigating any incidents reported to them. See standard faults for more information about this.
- A dog unable to complete the course for any reason (including leaving the ring, ceasing to work for a significant amount of time as defined by the judge, or being out of control, etc.) will receive a white ribbon.
- Any dog refusing an obstacle for the **second time** will be asked by the judge to go on to the next obstacle
- Handlers may use voice commands, signals or both. Handlers are encouraged to talk to and/or cheer their dogs through the course. There is no penalty for multiple commands or verbal encouragement, but all must be in the spirit of good sportsmanship.

- Any dog fouling the ring or equipment, once they have entered the ring, will be disqualified – receiving no ribbon. A urine-neutralizer should be on hand to clean fouled equipment. Fouled equipment may be removed from the course at the judge's discretion. All dogs running the course previously may, at the judge's discretion, be required to re-run the altered course.

OBSTACLE PERFORMANCE REQUIREMENTS

- All courses must have clearly designated starts and finishes. All obstacles must be sequentially numbered with cones or some other moveable system. The numbers must be a minimum of 4" tall.
- Dog must touch **at least one paw** on given contact zones .




A-Frame: The dog must touch the contact zone while ascending the up ramp in the direction designated by the judge, cross over the apex and descend the down ramp, touching the safety contact zone before leaving the obstacle.




Chute: The dog must enter the rigid opening to the tunnel and burrow through the collapsed portion of the tunnel.




Pipe/Open Tunnel: The dog must enter the opening to the tunnel in the direction designated by the judge and exit the other end of the tunnel.



Pause Box: The dog must jump onto the table and remain on the box for a period of 5 consecutive seconds. The judge or ring steward will count the seconds out loud, commencing when the dog jumped onto the box. If the dog leaves the table before the 5 seconds is over, the handler will instruct the dog to resume position, and the count will start from the beginning.




Hurdles/Jumps: The dog must jump over the hurdles in the direction designated by the judge, crossing between the hurdle's two supports and over the pole or planks without knocking off the top bar/plank.




Dog Walk: The dog must touch the safety contact zone while ascending the ramp in the direction designated by the judge, continue across the cross plank, and descend the other ramp, touching the safety contact zone.



Hula-Hoop: The dog must jump through the hoop in the direction designated by the judge. A dog may touch the hoop with its feet.



Weave Poles: The dog must weave in and out in a continuous motion down the complete line of poles. The dog begins by passing on the right side of the first pole, crossing the line of poles between pole number 1 & 2, then pass the left side of pole #2, then crossing the poles between 2 & 3, and continuing in a sequence down the complete line of poles. A handler/dog team must correct for any missed poles and fully complete the weaving pattern.



Seesaw: The dog must touch the safety contact zone while ascending the seesaw, cross the plank's pivot point, causing the seesaw to tilt to the ground on the other end, and descend the remainder of the plank, touching the safety contact zone before leaving the plank. The plank shall touch the ground prior to the dog leaving the plank. The handler must guide the plank so it does not crash to the ground. (This is the only exception allowed when it comes to touching equipment.)

ELIMINATION AND AUTOMATIC WHITE RIBBON

- Constant tugging on the leash
- Dog who stops working, or leaves the ring

- Dog who is out of control (not aggressive)
- An extreme amount of outside help
- An excessive amount of touching the obstacles or dog

FINAL SCORE

- Each handler starts with 200 points.
- In the case of a tied course score, the dog with the fastest time will be the winner
- Run-offs should rarely be necessary. If they are required, however, both dogs will re-run the determined course, and the original scores will not be changed.
- Each class will have a Champion.

COSTUME

CLASS DESCRIPTIONS

30500: Mini Costume

Dogs measuring less than 14" at shoulders.

30501: Midi Costume

Dogs measuring 14" to 20" at the shoulder.

30502: Maxi Costume

Dogs measuring 20" or more at the shoulder.

EXPLANATION OF CLASS

Dogs and handlers dress in costume that has been designed and created by the handler. Store bought costumes will not be allowed, however, store-bought accessories will be allowed. This class is one that encourages fun and interaction with handler and dog. The handler receives a chance to demonstrate creativity while the dog demonstrates patience and tolerance.

REQUIREMENTS

- Exhibitors and dogs must have participated in **at least 4** dog clinics during the current 4-H calendar year. (see other eligibility rules in General Rules)

CRITERIA

- Costume must be the original work of the handler – thought, design, and construction. No store bought costumes.
- Handler must be able to communicate with the judge(s) about the creation of the costume.
- Dog must be able to adapt to the restraints of the costume.

JUDGING

Judging will be based upon the following criteria: costume design, costume fit, creativity, 4-Her's presentation, dog's presentation. For more detailed judging criteria, see the Costume Scoring Rubric in the Score Sheet section of this handbook.

Clover Kids

Clover Kids Animal Shows

Class Descriptions:

Class 30300: Dogs (Obedience, Rally, Showmanship Show Day ONLY)

Criteria

- Open to all children in Kindergarten through 3rd grade in Buchanan County. Pre-fair entry is required. Must identify animals on 4hOnline before or on **May 15** to make animals eligible for animal fair entry. Animal fair entries are to be made on FairEntry. Deadline is **June 15**, 4:30 pm and fees must be postmarked by June 15.
- Clover Kids will have the opportunity to show the audience their animal and tell a caring adult about their pet.
- Clover Kids show animals are **only allowed** on the fairground during the check-in and show time. After the show, the animal must go home.
- All animals must come properly restrained or contained. Appropriate examples include on a leash or in a box, cage or bowl.
- Clover Kids and animals must be supervised by an adult at all times. The adult is responsible for both the Clover Kid and animal. Clover Kids and animals will be allowed in the show ring and a responsible adult may ensure the safety of the animal, the Clover Kid and the audience.
- Cats and dogs must have a current rabies certificate. (Same health requirements for the 4-H dog, cat and pet shows).
- Any female animal in season cannot be shown.
- Participants will receive a participation ribbon; no premium money will be given.

CHAPTER

4

CLINICS

CHAPTER 4 - CLINICS

WHAT TO BRING

- Copy of vaccination records, if not already turned in to Extension Office.
- Six foot nylon or leather leash
- Training collar – choke chain, flat buckle collar
- Water and dish for dog
- Closed-toe shoes
- Treats and/or toys (optional) for training purposes only

REQUIRED ATTENDANCE

- To be eligible to show, the dog and the 4Her must participate in a minimum of **four clinics** within the current 4-H calendar year.

EXPECTATIONS

- Attendance will be recorded when the 4-H'er signs the attendance book at the clinic. Although if the 4-H'er cannot attend parents are encouraged to bring the dog in an effort to help acclimate the dog to the fair's surroundings, parent signatures will not be given credit.

SCHEDULE

See attached schedule attached at the end of this handbook.

CHAPTER 5

SHOW DAY

CHAPTER 5 – SHOW DAY EXPECTATIONS AND RULES

ARRIVAL TIME

All exhibitors are responsible for knowing when and where the Dog Show is being held and being at the designated show site at least 30 minutes prior to scheduled starting times to start check-in procedures. This procedure will include checking class entries and receiving an exhibitor's number. If a member is not there 30 minutes before the show time and checked in they will not be allowed to show.

STAGING AND EXPECTATIONS

- Exhibitors shall be ready with their dog when their class is called.
- All dogs must be on a leash or crated while waiting for their class to be called.
- Only exhibitors along with one parent or guardian and dogs will be allowed in staging area.

WHAT TO BRING

- Exhibitors will provide their own water, food and dishes
- Equipment: flat buckle collar, training collar/choke chain or head halter, leash, brushes, or any other personal equipment
- Lawn chair
- Dog's pillow, blanket or towel

CHAPTER

6

COMMITTEE

MEMBERS

& CLINIC

DATES

CHAPTER 6 - COMMITTEE MEMBERS & CLINIC DATES

Committee members are volunteers of the Buchanan County Extension. Questions or concerns should be directed to the County Youth Coordinator. Any contact needed to be made with committee members should also be directed through the Extension office.

Committee Members and Phone Numbers

Holly Rosauer - Superintendent 319-415-3715

Leah Rosauer – Committee 319-215-1556

Mandatory Family Pre-Fair Meeting

April 28th, 2022 at 6:00 pm at Heartland Acres

Clinic Dates

All clinics will be held on the Buchanan County Fairgrounds at the Black Pavilion Building 6:30-7:30 pm. 4-H and FFA members **must attend 4** clinics in order to participate at fair.

- May (**Thursday nights 6:00- 7:30 pm**): 5th, 12th, 19th, 26th
- June (**Thursday nights 6:00- 7:30 pm**): 2nd, 9th, 16th, 23rd
- Tuesday, July 5th at 2:30 pm is the Dog Show for obedience, showmanship, rally exhibitors, and clover kids.
- Saturday, July 9th at 2:00 pm the Dog Show for agility and costume exhibitors

Iowa Youth Code of Ethics



Youth are expected to be sincere, honest and act in sportsmanlike ways at all times. Youth represent the entire program and their behavior reflects on their parents, leaders, club and the entire youth program. All adults involved with the youth program, leaders as well as parents, are expected to set positive examples and serve as positive role models by what they say and do. Any youth who breaks the code of ethics or allows another person (adult or peer) to talk them into violating the code of ethics agrees to forfeit all prizes, awards and premiums. The youth may also be prohibited from exhibiting at this and future exhibitions including the Iowa State Fair and other county, state or regional exhibitions.

Youth agree to follow these guidelines:

1. I will do my own work, appropriate for my age and physical and mental development. This includes research and writing of exhibit explanations, preparing exhibits (such as sewing, cooking, refinishing, etc.), care and grooming of animals, etc. Adult assistance should help guide and support me, not do it for me.
2. All exhibits will be a true representation of my work. Any attempt to take credit for other's work, alter the conformation of animals, or alter their performance is prohibited. Copyright violation or allowing others to complete your exhibit is considered misrepresentation and is prohibited.
3. I will treat all people and animals with respect. I will provide appropriate care for animals.
4. I will present exhibits that are safe for consumption. All food exhibits will be safe to exhibit and for judges to evaluate. Other exhibits will be safe for judges to evaluate and for exhibition.
5. All food animals that may be harvested immediately following the show shall be safe for consumers, and shall have met all withdrawal times for all medications, and be free of violative drug residue.
6. If any animal requires medical treatment while at the fair or exhibition, only a licensed veterinarian may administer the treatment. All medications that are administered shall be done according to the label instructions of the medication used.
7. My animal's appearance or performance shall not be altered by any means, including medications, external applications and surgical procedures. Any animal that is found to have changed its appearance or its performance shall be disqualified from the show, and have penalties assessed against the exhibitor, parent and/or guardian by the management of the fair or exhibition.
8. I will follow all ownership and possession rules and, if requested, will provide the necessary documentation.
9. I will follow all livestock health requirements for this fair or exhibition, according to the state health requirements as printed in the premium book of the fair or exhibition. I will provide animal health certificates from a licensed veterinarian upon request from the management of the fair or exhibition.
10. By my entering an animal in this fair or exhibition, I am giving consent to the management of the fair or exhibition to obtain any specimens of urine, saliva, blood, or other substances from the animal to be used in testing. If the laboratory report on the analysis of any sample indicates a presence of forbidden drugs, this shall be evidence such substance has been administered to the animal either internally or externally. It is presumed that the sample tested by the laboratory to which it is sent is the one taken from the animal in question, its integrity is preserved and all procedures of said collection and preservation, transfer to the laboratory and analysis of the sample are correct and accurate and the report received from the laboratory pertains to the sample taken from the animal in question and correctly reflects the condition of the animal at the time the sample was taken, with the burden on the exhibitor, parent and/or guardian to prove otherwise.
11. I am responsible for my exhibit and I will not allow others to violate this code on my behalf. By my entering an exhibit in this fair or exhibition I will accept any disciplinary action taken by the management of this fair or exhibition for any violation of this code of ethics and any other rules of competition of the fair or exhibition without recourse against the fair or exhibition.
12. I want my exhibit to be an example of how to accept what life has to offer, both good and not so good, and how to live with and learn from the outcome.
13. I will not be involved in any illegal activities while participating in 4-H and FFA events, including but not limited to alcohol, tobacco or drug use.

Exhibitor

Guardian

Please sign below that you have received this Dog Handbook and that you have signed the Iowa Youth Code of Ethics.

Exhibitor

Date

Guardian

Date