

Entering Animal Identification in 4-H Online 2.0 Appanoose County Information:

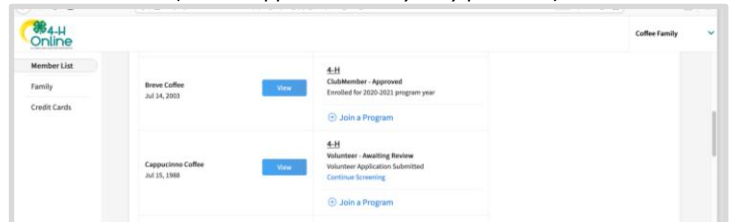
NEW FOR 2022: 4-H Families will enter ALL animal data (**COUNTY AND STATE ANIMALS**) this year into 4-H Online.

- **ALL animal data MUST be entered by families by May 15 (exception: Market Beef - Feb.1)**
- County 4-H Staff will review the weigh-in data for accuracy
- Ultimate animal data accuracy rests with each 4-H Family

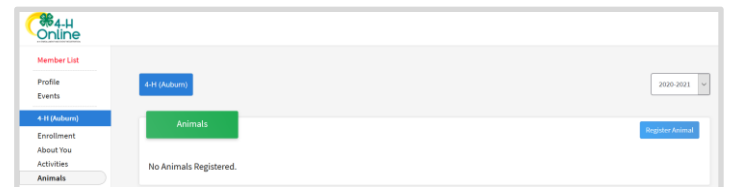
Steps

1. Log in to your family account.
2. Click to View the Member's record for whom you would like to add an animal.

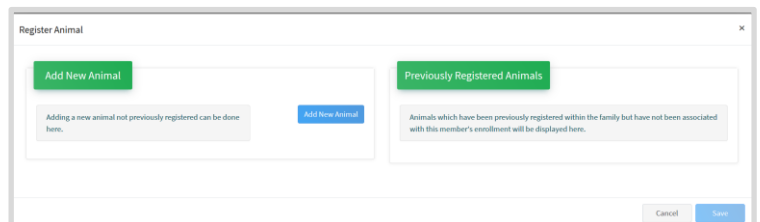
(Screen appearance may vary per state)



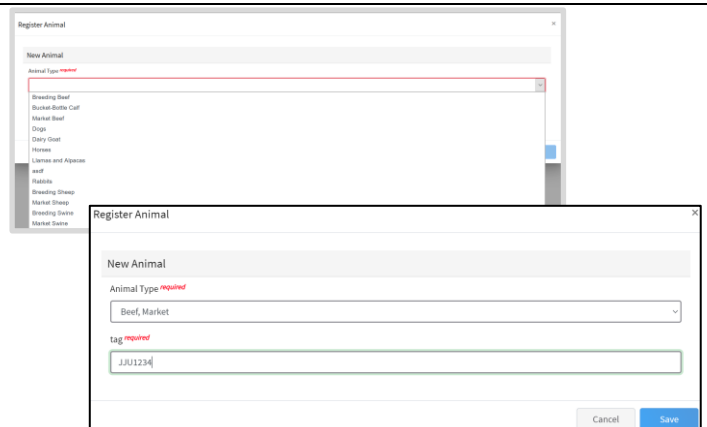
3. Click Animals in the navigation pane.
4. Click the blue Register Animal button.



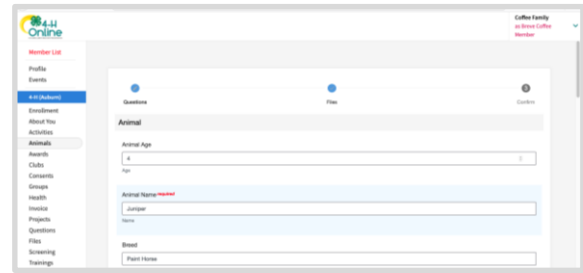
5. Click Add New Animal to start adding a new animal.



6. Select the appropriate animal type from the drop-down menu.
7. For market beef, select the "Beef, Market" animal type, etc.
8. Enter the required information like Tag, Tattoo, or Animal Name as directed.
9. **Be sure to CORRECTLY enter the Ear Tag #:**
 - For USDA-type tags – Enter as 42JJU1234 for example
 - For EID-type tags – Enter ALL 15 digits – i.e. 840000123456789
10. Click Save.

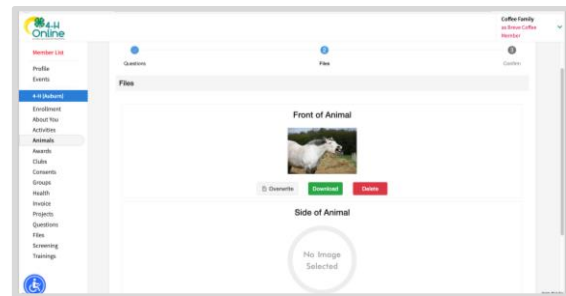


11. You will notice some **IMPORTANT** details and rules regarding the ID process – **READ THESE CAREFULLY!!**
12. Click on “Show Questions” to complete each of the required fields and optional fields as needed.
- Be sure the information is accurate especially:
 - Beginning Weigh Date
 - Beginning Weight
 - Breed
 - Retinal Images collected?
 - Etc.
13. Click the Next button at the bottom of the form.



The screenshot shows the 'Animal' section of the 4-H Online form. It includes fields for 'Animal Age' (with a dropdown menu), 'Animal Name' (with a text input field), 'Breed' (with a dropdown menu), and 'Photo' (with a 'Choose File' button). The 'Animal Name' field is highlighted in blue.

14. Upload any required or optional files for this animal.
- This could include pictures of the animal, etc.
 - These file instructions are set up by county and/or state 4-H staff, if needed
15. Click the Next button



The screenshot shows the 'Files' section of the 4-H Online form. It includes a 'Front of Animal' photo of a cow and a 'Side of Animal' section with a 'No Image Selected' button. There are 'Download', 'Upload', and 'Cancel' buttons for the photos.

16. Review the entered information. Use the Back button at the bottom of the page to return to the previous screen to make corrections.
17. Once the entered information is correct and reviewed, click the Submit button.
18. **IMPORTANT** – If you notice an animal whose status is “Incomplete”, this means you didn’t click through all the screens and hit the “Submit” button at the end. Once “Submit” is selected, the animal is “Active”.

| | |
|-----------------------|-----------|
| Beginning Weight | 730 |
| Beginning Weight Date | 11/5/2020 |
| Animal Birthdate | |
| Breed | Shorthorn |
| County Raised | No |
| Ear | Left |
| Home Raised | No |
| NAIS Premises ID | |
| Registration Number | |
| Retinal Image | Yes |
| Animal Gender | Male |
| Tag | JJU1234 |
| Tag Color | Green |
| Tattoo | |

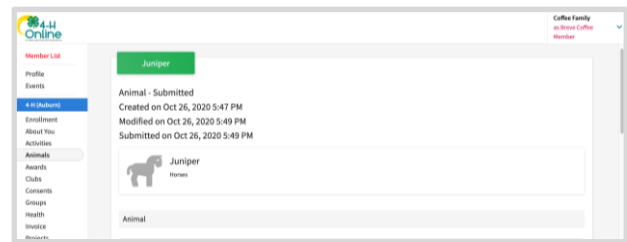
Back Submit

19. The animal information will display on the screen with the status, created, modified, and submitted date and time stamp (local time).

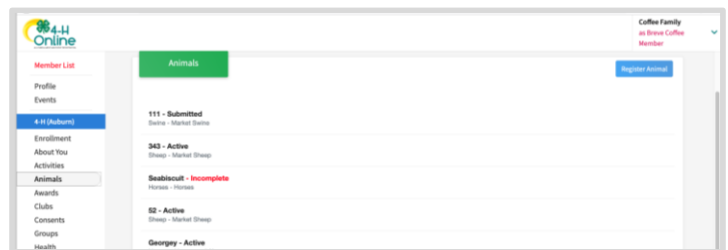
****Once submitted the animal will automatically be active.**

County 4-H Staff will review the animal data to make sure weights, weigh dates, etc. are correct.

- County staff will work with families to correct any incorrect information
- **ULTIMATE RESPONSIBILITY for accurate data resides with the youth/family**



Click on the Animals tab from your account at any time to view the status for all of the animals for a member in the family.



*** PLEASE SEE ATTACHED PAGES FOR ANIMAL SPECIFIC INFORMATION NEEDED ***

Appanoose County 4-H Livestock Identification Information Needed When Entering Animals

*** Identifies a required field ***

| Step 1: Registering a New Animal: | Step 2: Animal Information: (click Show Questions) |
|---|--|
| <p>* Animal Type: Beef, Market Includes (Market Steers, Market Heifers, Bucket Bottle +1 Animals)</p> <p>* Identifier – Tag #: (must be an official 4-H tag) Be sure to CORRECTLY enter the Ear Tag #:</p> <ul style="list-style-type: none"> For USDA-type tags – Enter as 42JJU1234 for example For EID-type tags – Enter ALL 15 digits – i.e. 840000123456789 <p><u>Appanoose County Required Types of Identifications for Market Beef Animals:</u></p> <p>- Official 4-H Ear Tag (Market Beef must be weighed in and identified at the county weigh-ins no later than January 31st. Must use county provided ear tags. ALL MARKET BEEF ANIMALS MUST BE IDENTIFIED IN 4HONLINE UNDER THE CHILD'S NAME BY FEB. 1ST BY THE FAMILY.)</p> | <p>* Beginning Weight:</p> <p>* Beginning Weigh Date:</p> <p>Animal Birthdate:</p> <p>* Breed: (select from the drop-down menu)</p> <p>County Raised:</p> <p><input type="radio"/> Yes <input type="radio"/> No</p> <p>Home Raised:</p> <p><input type="radio"/> Yes <input type="radio"/> No</p> <p>NAIS Premised ID:</p> <p>Registration # (required if showing as a breed)</p> <p>* Retinal Image:</p> <p><input type="radio"/> Yes <input type="radio"/> No</p> <p>* Animal Gender: (select from the drop-down menu)</p> <p>* Tag #: (this info will transfer over from previous step)</p> <p>Tattoo:</p> <p>* Weigh-In Location: (county animal was weighed in at)</p> |

| | |
|--|--|
| <p>* Animal Type: Beef, Breeding</p> <p>* Identifier Type – Tattoo: (if the animal doesn't have a tattoo, please put the tag #)</p> <p><u>Appanoose County Required Types of Identifications for Breeding Beef Animals:</u></p> <p>- Ear Tag or Tattoo (ALL BREEDING BEEF ANIMALS MUST BE IDENTIFIED IN 4HONLINE UNDER THE CHILD'S NAME BY MAY 15th BY THE FAMILY.)</p> | <p>* Animal Birthdate:</p> <p>* Breed: (select from the drop-down menu)</p> <p>County Raised:</p> <p><input type="radio"/> Yes <input type="radio"/> No</p> <p>Home Raised:</p> <p><input type="radio"/> Yes <input type="radio"/> No</p> <p>NAIS Premised ID:</p> <p>Registration # (required if showing as a breed)</p> <p>Tag #:</p> <p>* Tattoo: (this info will transfer over from previous step)</p> |
|--|--|

* **Animal Type:** Bucket/Bottle Calf

* **Identifier Type – Tag:**

Be sure to CORRECTLY enter the Ear Tag #:

- For USDA-type tags – Enter as 42JJU1234 for example

Appanoose County Required Types of Identifications for Bucket/Bottle Calves:

- **4-H Ear Tag**
- **Must be born between January 1st and May 15th of this year.**

(ALL BUCKET/BOTTLE CALVES MUST BE IDENTIFIED IN 4HONLINE UNDER THE CHILD'S NAME BY MAY 15th BY THE FAMILY.)

Animal Name:

* **Animal Birthdate:**

* **Breed:** (type breed in provided space)

* **Animal Gender:** (select from the drop-down menu)

* **Tag #:** (this info will transfer over from previous step)

* **Animal Type:** Cow/Calf Pair

* **Identifier Type – Tattoo:** (input cow's ear tag, tattoo, or brand)

Appanoose County Required Types of Identifications for Cow/Calf Pairs:

- **Ear Tag, Tattoo, or Brand** (both cow and calf)
- **Must be weighed by an official Cow/Calf Weigher within 3 days of calf birth.**

(ALL COW/CALF PAIRS MUST BE IDENTIFIED IN 4HONLINE UNDER THE CHILD'S NAME BY MAY 15th BY THE FAMILY.)

* **Animal Birthdate:** (Calf's Birthdate)

* **Birth Weight:** (Calf's Birth Weight)

* **Breed:** (type breed of Cow in provided space)

* **Dam Birthdate:** (Cow's Birthdate)

Animal Gender: (Sex of Calf)

Tag: (Calf Tag #)

* **Tattoo:** (Cow's # - this info will transfer over from previous step)

* **Animal Type:** Dairy Cattle

* **Identifier Type – Tag:**

Appanoose County Required Types of Identifications for Dairy Cattle:

- **Ear Tag (any kind) or Tattoo**

(ALL DAIRY CATTLE MUST BE IDENTIFIED IN 4HONLINE UNDER THE CHILD'S NAME BY MAY 15th BY THE FAMILY.)

Animal Name:

* **Animal Birthdate:**

* **Breed:** (select from the drop-down menu)

NAIS Premises ID:

* **Registration #**

* **Tag:** (this info will transfer over from previous step)

* **Tattoo:**

| | |
|--|--|
| <p>* Animal Type: Dogs</p> <p>* Identifier Type – Name:</p> <p><u>Appanoose County Required Types of Identifications for Dogs:</u></p> <ul style="list-style-type: none"> - Picture or Description (Please upload the pictures of your animals under the files section.) <p>(ALL DOGS MUST BE IDENTIFIED IN 4HONLINE UNDER THE CHILD'S NAME BY MAY 15th BY THE FAMILY.)</p> | <p>* Animal Name: (this info will transfer over from previous step)</p> <p>Animal Birthdate:</p> <p>* Breed: (type breed in provided space)</p> <p>Colors and Markings:</p> <p>* Rabies Expiration Date:</p> <p>* Rabies Product Serial Number:</p> <p>* Rabies Vaccination Date:</p> <p>* Animal Gender: (select from the drop-down menu)</p> <p>* Years Training – Animal:</p> <p>* Years Training – Member:</p> |
| <p>* Animal Type: Bucket/Bottle Goat</p> <p>* Identifier Type – Tag:</p> <p>Be sure to CORRECTLY enter the Ear Tag #:</p> <ul style="list-style-type: none"> • For USDA-type tags – Enter as 42JJU1234 for example <p><u>Appanoose County Required Types of Identifications for Bucket/Bottle Goats:</u></p> <ul style="list-style-type: none"> - 4-H Ear Tag - Scrapie Tag <p>(ALL BUCKET/BOTTLE GOATS MUST BE IDENTIFIED IN 4HONLINE UNDER THE CHILD'S NAME BY MAY 15th BY THE FAMILY.)</p> | <p>Animal Name:</p> <p>* Animal Birthdate:</p> <p>Animal Gender: (select from the drop-down menu)</p> <p>* Tag #: (this info will transfer over from previous step)</p> |
| <p>* Animal Type: Goats, Dairy</p> <p>* Identifier Type – Tattoo: (input ear tag or tattoo)</p> <p><u>Appanoose County Required Types of Identifications for Dairy Goats:</u></p> <ul style="list-style-type: none"> - Ear Tag or Tattoo: <p>(ALL DAIRY GOATS MUST BE IDENTIFIED IN 4HONLINE UNDER THE CHILD'S NAME BY MAY 15th BY THE FAMILY.)</p> | <p>Animal Name:</p> <p>* Animal Birthdate:</p> <p>* Breed: (type breed in provided space)</p> <p>NAIS Premises ID:</p> <p>* Registration #</p> <p>* Tattoo: (this info will transfer over from previous step)</p> |

| | |
|--|---|
| <p>* Animal Type: Goats, Meat</p> <p>* Identifier Type – Tag: (input ear tag or tattoo)</p> <p><u>Appanoose County Required Types of Identifications for Meat Goats:</u></p> <ul style="list-style-type: none"> - Ear Tag or Tattoo: - Only State Fair Meat Goats need to be Weighed In <p>(ALL MEAT GOATS MUST BE IDENTIFIED IN 4HONLINE UNDER THE CHILD’S NAME BY MAY 15th BY THE FAMILY.)</p> | <p>Beginning Weight:</p> <p>Beginning Weight Date:</p> <p>* Animal Birthdate:</p> <p>County Raised:</p> <ul style="list-style-type: none"> <input type="radio"/> Yes <input type="radio"/> No <p>Home Raised:</p> <ul style="list-style-type: none"> <input type="radio"/> Yes <input type="radio"/> No <p>Scrapie Flock ID:</p> <p>Scrapie Animal ID:</p> <p>* Animal Gender: (select from the drop-down menu)</p> <p>* Tag #: (this info will transfer over from previous step)</p> <p>Tattoo:</p> <p>Weigh-In Location:</p> |
|--|---|

| | |
|--|---|
| <p>* Animal Type: Horses</p> <p>* Identifier Type – Name:</p> <p><u>Appanoose County Required Types of Identifications for Meat Goats:</u></p> <ul style="list-style-type: none"> - Sketch or Picture (Please upload the pictures of your animals under the files section.) <p>(ALL HORSES MUST BE IDENTIFIED IN 4HONLINE UNDER THE CHILD’S NAME BY MAY 15th BY THE FAMILY.)</p> | <p>* Animal Name: (this info will transfer over from previous step)</p> <p>Animal Birthdate:</p> <p>* Breed: (type breed in provided space)</p> <p>* Colors and Markings:</p> <p>* Height: (In Hands)</p> <p>* Owned or Leased: (select from the drop-down menu)</p> <p>ALL HORSES EXHIBITED AT THE APPANOOSE COUNTY FAIR MUST BE OWNED (No leasing is allowed)</p> <p>Owner Name:</p> <p>Registration #</p> <p>* Animal Gender: (select from the drop-down menu)</p> |
|--|---|

| | |
|---|---|
| <p>* Animal Type: Pets</p> <p>* Identifier Type – Name:</p> <p>Includes (Cats and all other pets – excluding dogs)</p> <p><u>Appanoose County Required Types of Identifications for Cats and Pets:</u></p> <ul style="list-style-type: none"> - Sketch or Picture (Please upload the pictures of your animals under the files section.) <p>(ALL CATS AND PETS MUST BE IDENTIFIED IN 4HONLINE UNDER THE CHILD’S NAME BY MAY 15th BY THE FAMILY.)</p> | <p>Animal Age:</p> <p>* Animal Name: (this info will transfer over from previous step)</p> <p>Animal Birthdate:</p> <p>Colors and Markings:</p> <p>* Animal Gender: (select from the drop-down menu)</p> <p>Type of Pet: (ex. Cat, Bird, Fish, Gerbil, Guinea Pigs, Hamsters, etc.)</p> |
|---|---|

* **Animal Type:** Poultry

* **Identifier Type – Tag:** (input leg band #)

Appanoose County Required Types of
Identifications for Poultry:

- **Leg Bands**
- **Pullorum Tested**

(ALL POULTRY MUST BE IDENTIFIED IN
4HONLINE UNDER THE CHILD’S NAME BY MAY
15th BY THE FAMILY.)

Animal Birthdate:

Breed: (type breed in provided space)

Animal Gender: (select from the drop-down menu)

* **Tag #:** (Leg Band # - this info will transfer over from
previous step)

* **Type of Poultry:**

* **Animal Type:** Rabbits

* **Identifier Type – Tattoo:** (if your rabbit
doesn’t have a tattoo, please put the animal’s
name or NA in this field – something must be
inputted to proceed to the next step)

Appanoose County Required Types of
Identifications for Rabbits:

- **No Ear Tags, Brands, or Tattoos necessary**

(ALL RABBITS MUST BE IDENTIFIED IN 4HONLINE
UNDER THE CHILD’S NAME BY MAY 15th BY THE
FAMILY.)

Animal Name:

* **Animal Birthdate:**

* **Breed:** (type breed in provided space)

* **Colors and Markings:**

* **Animal Gender:** (select from the drop-down menu)

* **Tattoo:** (this info will transfer over from previous step)

* **Animal Type:** Bucket/Bottle Sheep

* **Identifier Type – Tag:**

Be sure to CORRECTLY enter the Ear Tag #:

- For USDA-type tags – Enter as
42JJU1234 for example

Appanoose County Required Types of
Identifications for Bucket/Bottle Lambs:

- **4-H Ear Tag**
- **Scrapie Tag**

(ALL BUCKET/BOTTLE LAMBS MUST BE
IDENTIFIED IN 4HONLINE UNDER THE CHILD’S
NAME BY MAY 15th BY THE FAMILY.)

Animal Name:

* **Animal Birthdate:**

* **Animal Gender:** (select from the drop-down menu)

* **Tag #:** (this info will transfer over from previous step)

* **Animal Type:** Sheep

* **Identifier Type – Tag:**

Be sure to CORRECTLY enter the Ear Tag #:

- For USDA-type tags – Enter as 42JU1234 for example
- For EID-type tags – Enter ALL 15 digits – i.e. 840000123456789

Appanoose County Required Types of Identifications for Sheep:

- 4-H Ear Tag
- Scrapie Tag

(ALL SHEEP MUST BE IDENTIFIED IN 4HONLINE UNDER THE CHILD'S NAME BY MAY 15th BY THE FAMILY.)

* **Beginning Weight:** (if you are adding a breeding sheep and did not weigh the animal in, please put N/A)

* **Beginning Weight Date:** (if you didn't weigh in still but the Appanoose County Weigh-In Date – 5/7/2022)

Animal Birthdate:

* **Breed:** (select from the drop-down menu)

County Raised:

- ☐ Yes
- ☐ No

Home Raised:

- ☐ Yes
- ☐ No

NAIS Premises ID:

* **Retinal Image:**

- ☐ Yes
- ☐ No

* **Scrapie Flock ID:**

* **Scrapie Animal ID:**

* **Animal Gender:** (select from the drop-down menu)

* **Tag #:** (this info will transfer over from previous step)

Weigh-In Location:

* **Animal Type:** Swine

* **Identifier Type – Tag:**

Be sure to CORRECTLY enter the Ear Tag #:

- For USDA-type tags – Enter as 42JU1234 for example
- For EID-type tags – Enter ALL 15 digits – i.e. 840000123456789

Appanoose County Required Types of Identifications for Swine:

- 4-H Ear Tag

(ALL SWINE MUST BE IDENTIFIED IN 4HONLINE UNDER THE CHILD'S NAME BY MAY 15th BY THE FAMILY.)

Beginning Weight:

Beginning Weight Date:

Animal Birthdate:

* **Breed:** (select from the drop-down menu)

Breeder Location

Colors and Markings

County Raised:

- ☐ Yes
- ☐ No

DNA Collected:

- ☐ Yes
- ☐ No

* **Ear Notch:**

Home Raised:

- ☐ Yes
- ☐ No

NAIS Premises ID:

Animal Gender: (select from the drop-down menu)

* **Tag #:** (this info will transfer over from previous step)