



Estimated U.S. Dried Distillers Grains with Solubles (DDGS) Production & Use

Updated 12/21/2015

Year (production/marketing): *	Historic			Prelim. 2014-15	Proj. 2015-16	Proj. 2016-17		
	2011-12	2012-13	2013-14			Low	Med. ⁴	High
Corn yield (bu. per acre)	147.2	123.4	158.1	171.0	169.3	163.0	168.0	173.0
Long-term Historic corn yield probability						15%	64%	21%
Corn production (mil. bu.)	12,358	10,780	13,829	14,216	13,654	13,366	13,776	14,186
Corn usage for ethanol (mil. bushels)	5,011	4,648	5,134	5,209	5,200	5,250	5,275	5,285
DDGS Production:								
DDGS Production (mil. short tons) ^{1/}	42.59	39.51	43.64	44.28	44.20	44.63	44.84	44.92
DDGS production (mil. bu. corn equiv.)	1,166	1,089	1,204	1,221	1,219	1,231	1,235	1,237
Estimated DDGS Usage:								
Exports (mil. bu. corn equivalent)	261	248	275	297	297	300	300	300
Domestic use (mil. bu. corn equivalent)	904	841	929	924	922	931	935	937
Estimated DDGS Usage (mil. short tons):								
Domestic Usage ^{3/}	32.58	30.23	33.38	33.21	33.15	33.47	33.63	33.69
Dairy ^{4/}	11.11	10.25	11.32	11.26	11.24	11.35	11.40	11.42
Beef ^{5/}	17.40	16.20	17.89	17.80	17.77	17.94	18.02	18.06
Swine ^{6/}	2.25	2.18	2.40	2.39	2.39	2.41	2.42	2.43
Poultry ^{7/}	1.82	1.60	1.77	1.76	1.76	1.77	1.78	1.79
Exports ^{2/}	10.01	9.29	10.26	11.07	11.05	11.16	11.21	11.23
Total Domestic & Export Usage	42.59	39.51	43.64	44.28	44.20	44.63	44.84	44.92
Estimated DDGS Substituted for Corn (million bushels):								
Exports	261	248	275	297	297	300	300	300
Domestic feeding:								
Dairy ^{8/}	179	165	182	181	181	182	183	184
Beef ^{9/}	621	579	639	636	635	641	644	645
Swine ^{10/}	68	66	73	73	72	73	74	74
Poultry ^{11/}	36	31	35	35	35	35	35	35
Total domestic substituted for corn	904	841	929	924	922	931	935	937
Total Substituted for Corn	1,166	1,089	1,204	1,221	1,219	1,231	1,235	1,237
Estimated DDGS Substituted for Soybean Meal (SBM) (million short tons):								
Beef	0.02	0.02	0.02	0.02	0.02	0.02	0.02	0.02
Dairy	3.84	3.49	3.56	3.91	3.86	3.93	3.91	3.91
Swine	0.26	0.24	0.24	0.27	0.26	0.27	0.27	0.27
Poultry	0.36	0.35	0.36	0.35	0.35	0.36	0.35	0.35
Total	4.48	4.10	4.18	4.55	4.49	4.58	4.55	4.54
Exported	1.79	1.78	1.67	1.98	1.95	1.83	1.98	1.97
Total SBM replaced	6.27	5.88	5.85	6.52	6.44	6.41	6.52	6.51
Total DDGS Substitution (acres):								
Gross acres used for ethanol (mil. harv.)	34.0	37.7	32.5	30.5	30.7	32.2	31.4	30.5
DDGS substituted for corn (mil. harv. ac.)	7.9	8.8	7.6	7.1	7.2	7.6	7.4	7.1
Net harvested corn acres used for ethanol (million acres)	26.1	28.8	24.9	23.3	23.5	24.7	24.0	23.4
Net percent of harvested corn acres used for ethanol	31.1%	33.0%	28.4%	28.1%	29.2%	30.1%	29.3%	28.5%
Soybean acres replaced by DDGS substitution for soybean meal (mil. harv.)	6.07	6.37	5.78	4.99	4.91	5.99	5.47	5.36
Total Biofuels Usage (acres):								
Soybean acres needed for biodiesel	10.0	10.1	9.4	9.3	9.3	10.3	9.5	9.3
Percent of soybean acres needed for biodiesel	14%	13%	12%	11%	11%	12%	12%	11%
Total acres needed for biofuels (ethanol and biodiesel)	36.1	38.9	34.2	32.6	32.8	34.9	33.6	32.7
Percent of corn & soybean acres needed for biofuels	23%	24%	21%	20%	20%	21%	20%	20%

By Dr. Robert Wisner, biofuels economist, (515) 294-4275, rwwisner@iastate.edu

Assumed Utilization Patterns:

- ^{1/} 17 Pounds DDGS per bushel of corn
- ^{2/} Exported varies by year and is 27% for 2013-14:
- ^{3/} Domestic usage assumed use per species varies by year.
- ^{4/} Domestic usage fed to dairy
- ^{5/} Domestic usage fed to beef
- ^{6/} Domestic usage fed to swine
- ^{7/} Domestic usage fed to poultry

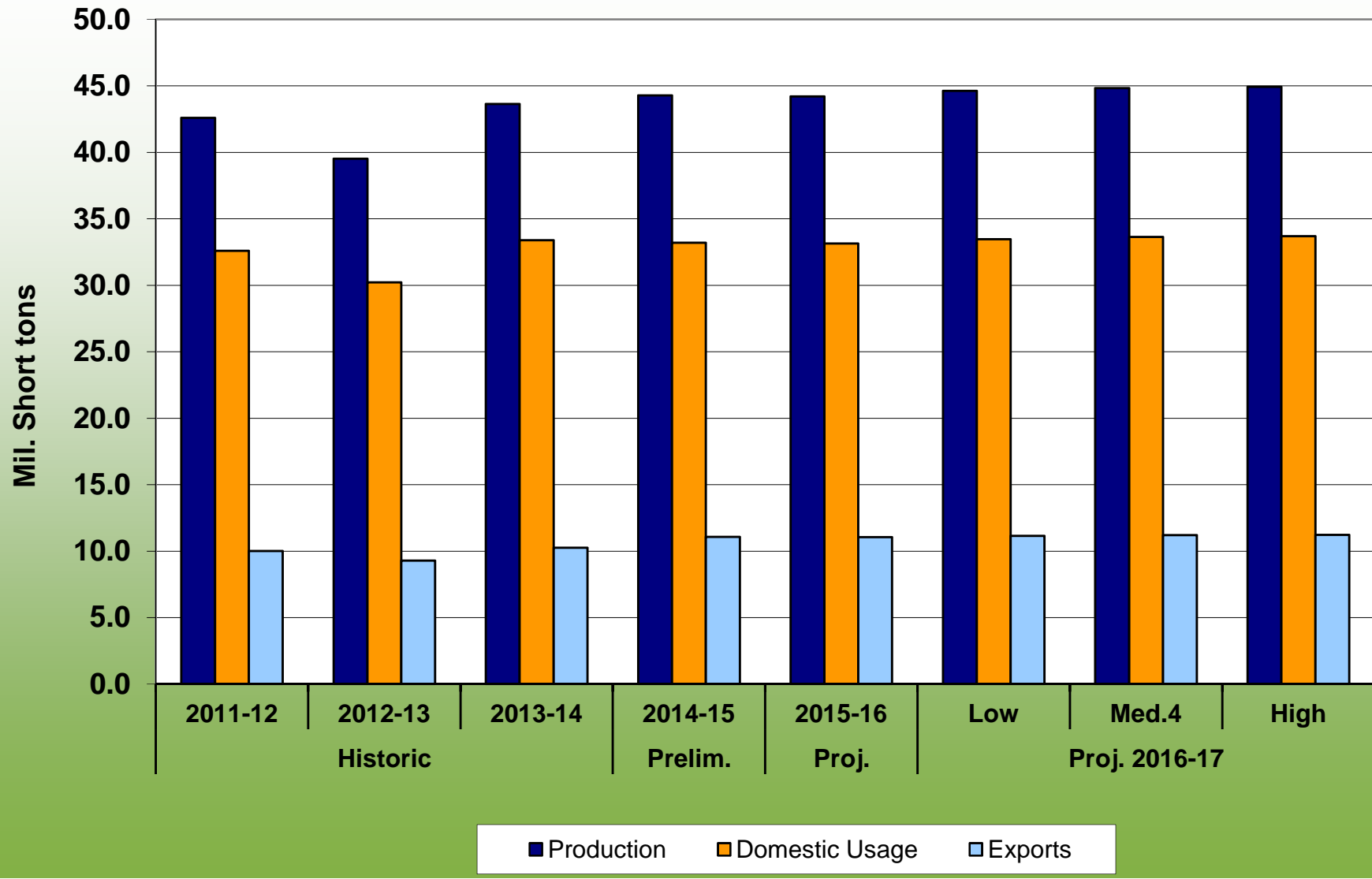
* Marketing year - starts at Sept. 1 of the production year and ends August 31 of the following year. For example, the 2009 crop is marketed from Sept. 1, 2009 to August 31, 2010.

... and justice for all

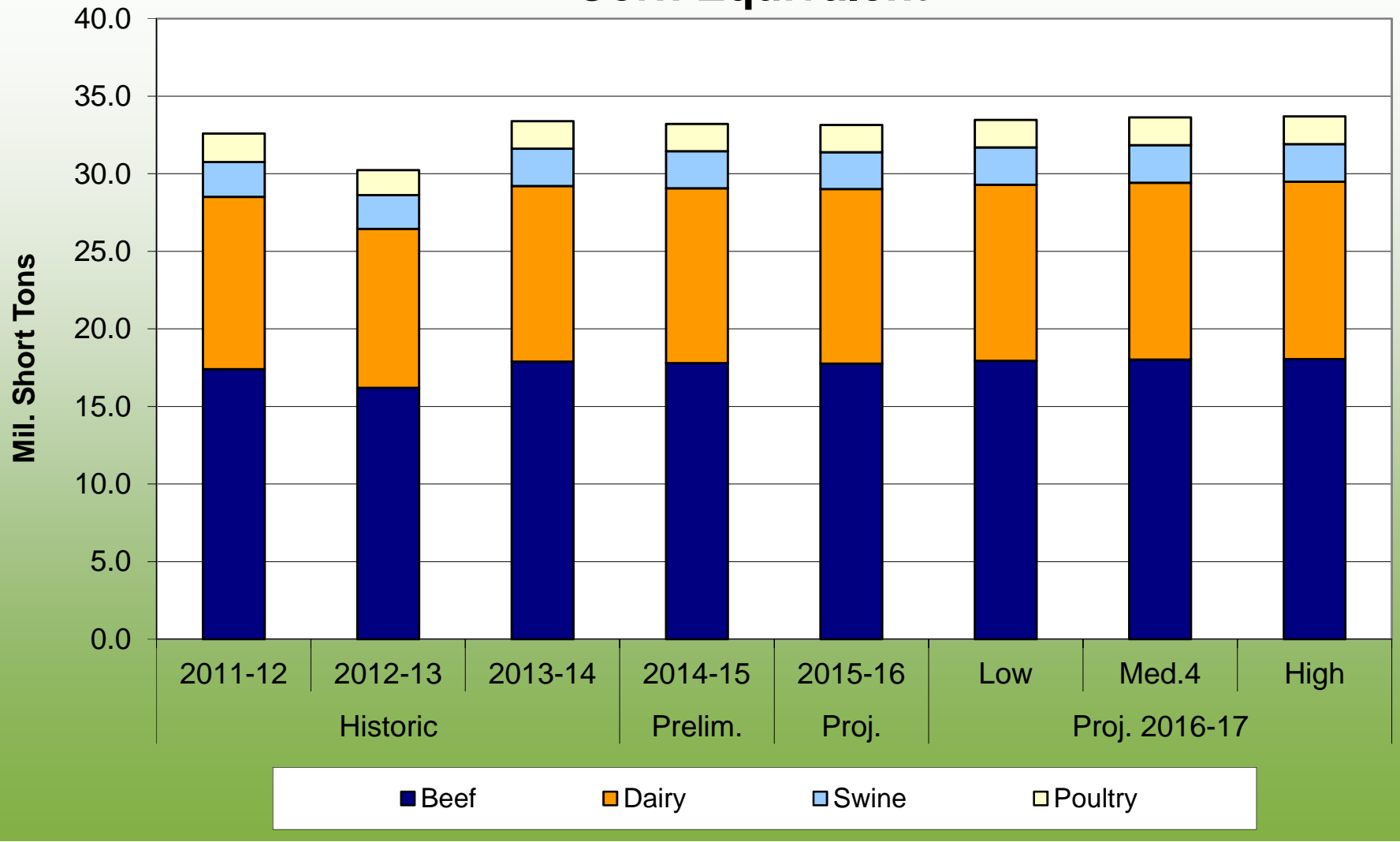
The U.S. Department of Agriculture (USDA) prohibits discrimination in all its programs and activities on the basis of race, color, national origin, gender, religion, age, disability, political beliefs, sexual orientation, and marital or family status. (Not all prohibited bases apply to all programs.) Many materials can be made available in alternative formats for ADA clients. To file a complaint of discrimination, write USDA, Office of Civil Rights, Room 326-W, Whitten Building, 14th and Independence Avenue, SW, Washington, DC 20250-9410 or call 202-720-5964.

Issued in furtherance of Cooperative Extension work, Acts of May 8 and July 30, 1914, in cooperation with the U.S. Department of Agriculture. Cathann A. Kress, director, Cooperative Extension Service, Iowa State University of Science and Technology, Ames, Iowa.

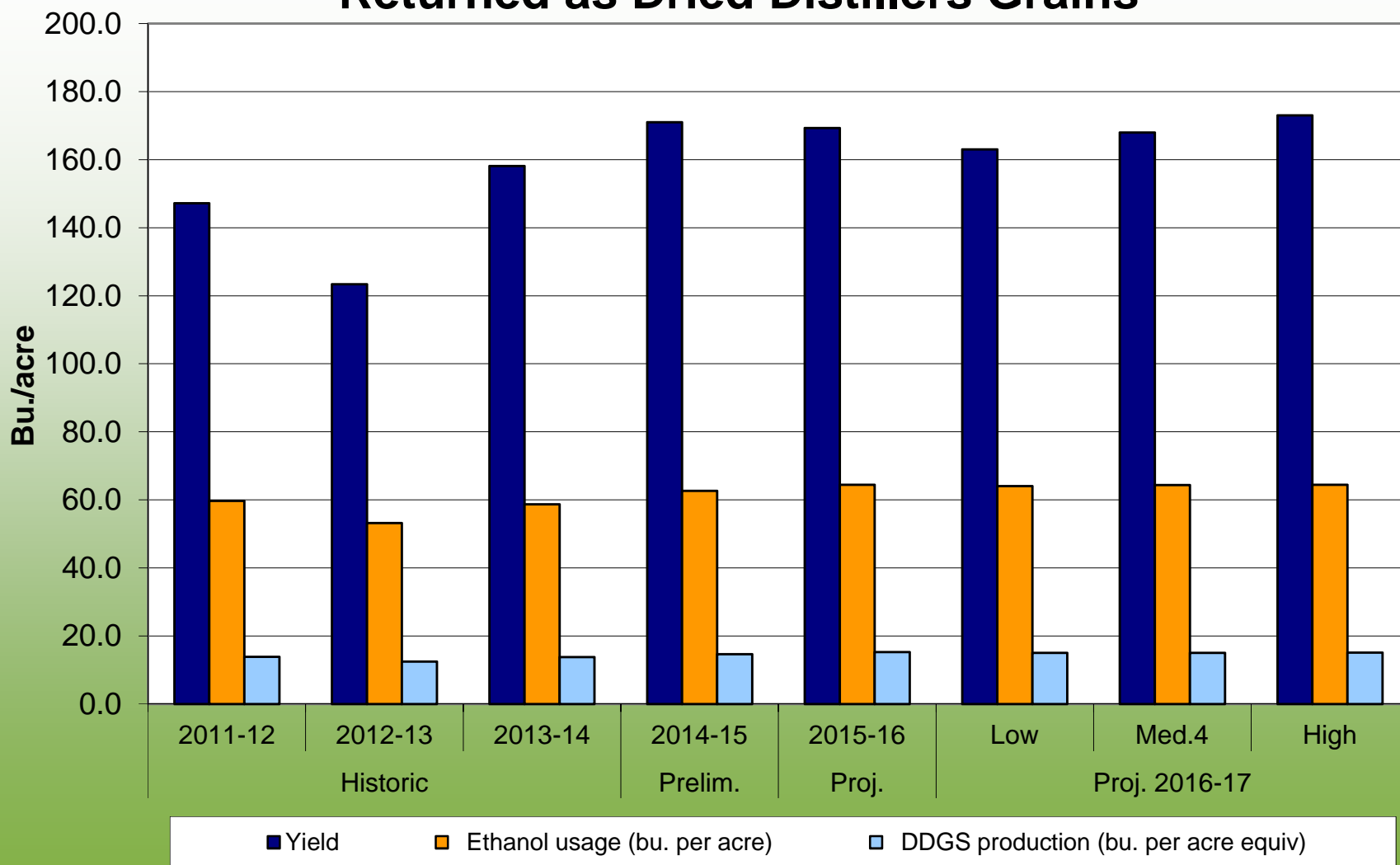
Dried Distillers Grains Production and Usage



DDGS Usage (beef, dairy, swine, and poultry), Corn Equivalent



U.S. Corn Yield, Bushels/A used for Ethanol and Returned as Dried Distillers Grains



Corn Feeding & Estimated Corn Replaced by DGS Feeding

