

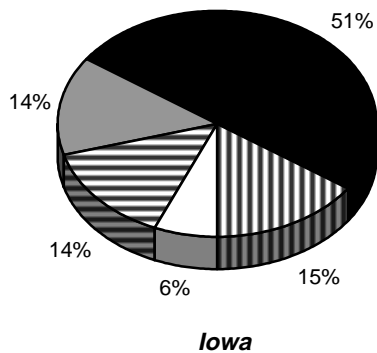
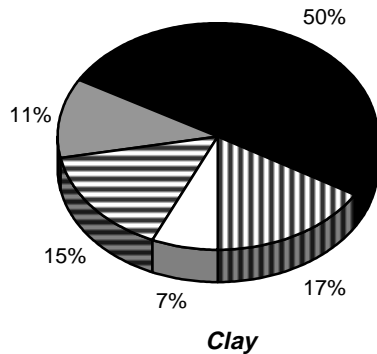
# CHILD and FAMILY HEALTH Profile of CLAY County

Information compiled by Health Leadership Iowa, a collaborative effort of the Iowa Department of Public Health and Iowa State University Extension.

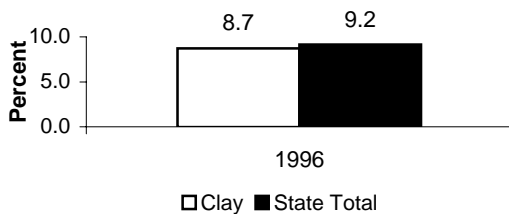
This information is provided as a resource for Iowa communities to use for developing and maintaining child and family health. The specific sources for the information that follows are listed on page 4.

## GENERAL INFORMATION

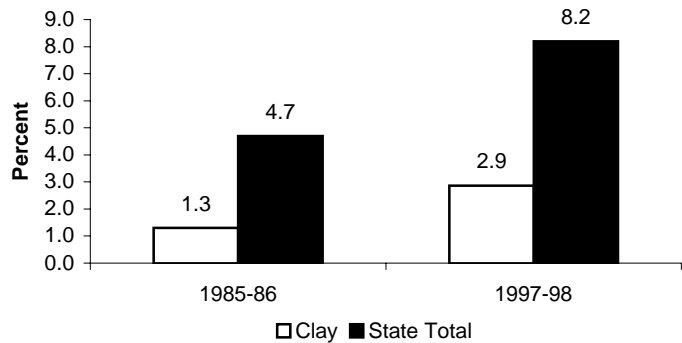
**Age Distribution (1996)**



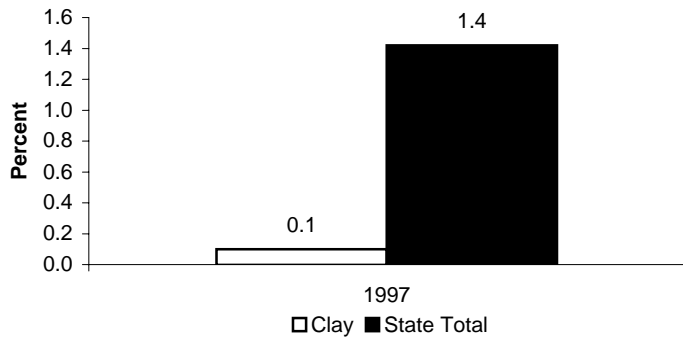
**Population Between 18-65 Yrs  
w/o Health Insurance**



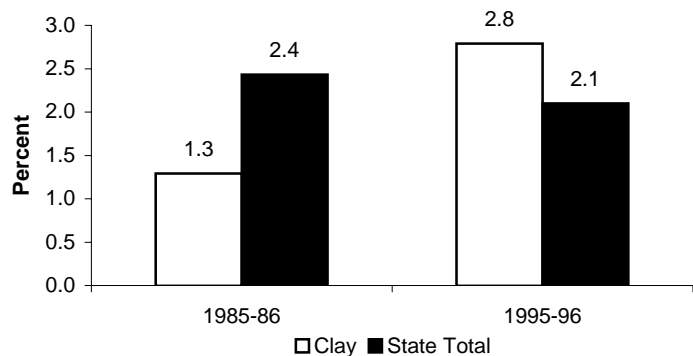
**Minority Enrollment in Public Schools**



**Limited English Enrollment in Public Schools**

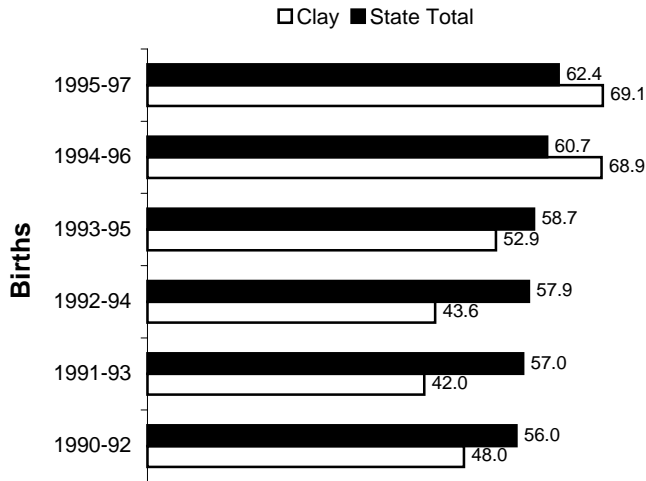


**Public School Students (7-12) Who Drop-out**



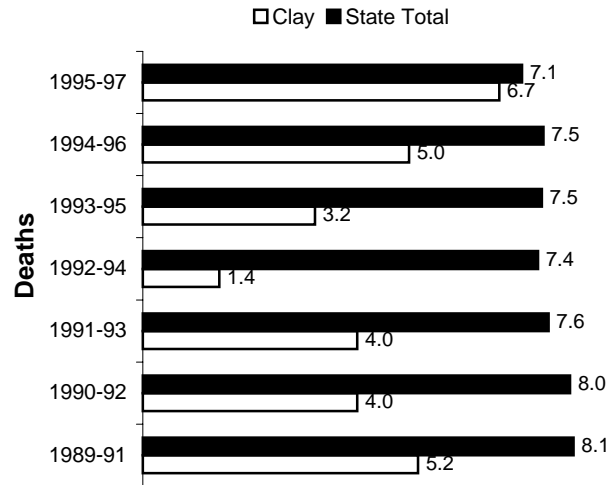
## CHILD HEALTH AND WELL-BEING

**Low Birth Weight\***  
(per 1,000 live births)



\* 3 year running average

**Infant Death Rate\***  
(per 1,000 live births)

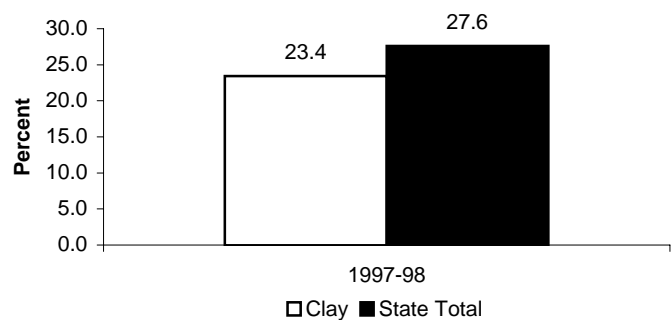


\* 3 year running average

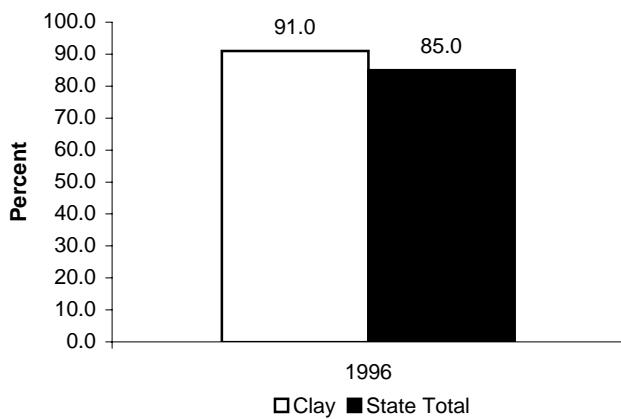
### Clay

Year	1985	1990	1995	1996	1997
# of Births	270	239	206	188	197
# Mothers < 20 Yrs	15	16	23	22	18

**Public School Enrollment Eligible for Free and Reduced Lunch**

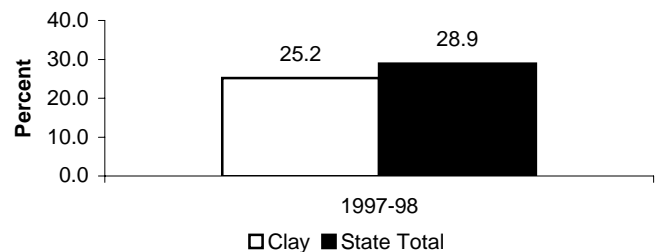


**Children Under Age 2 Immunized w/ Basic Series Vaccine\***



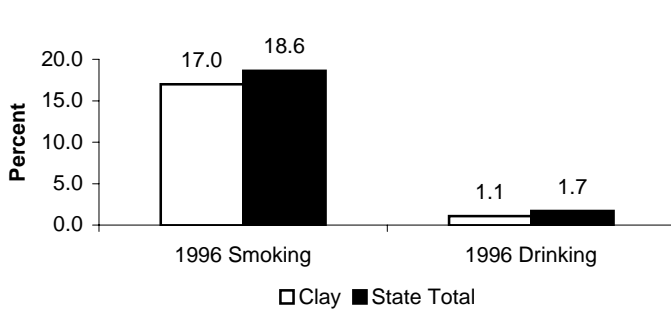
\* data limited to children seen in public health clinics

**Child Population (0-5 yrs) at or Below 185% Poverty**

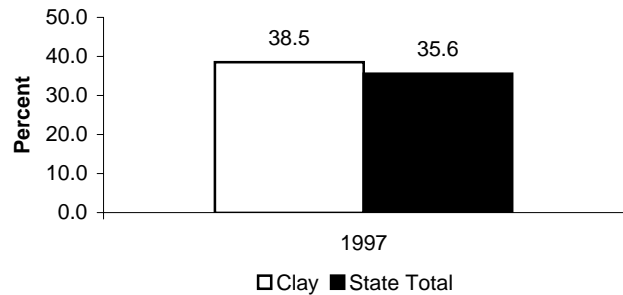


## MATERNAL HEALTH AND WELL-BEING

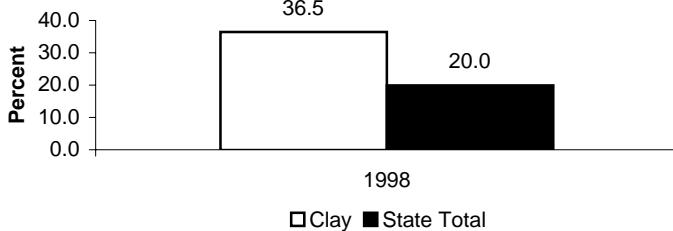
**Mothers Who Reported Smoking or Drinking Alcoholic Beverages During Pregnancy**



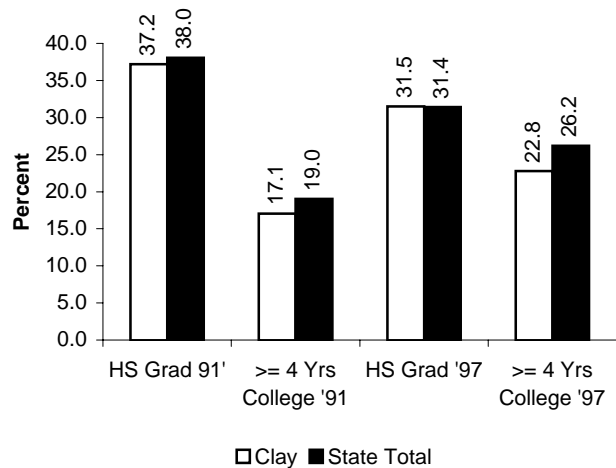
**Births from Unintended Pregnancies**



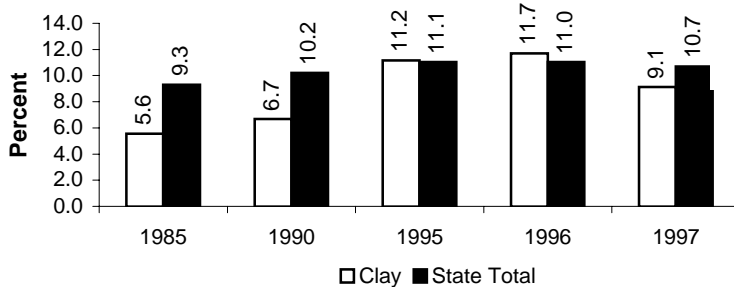
**Women Receiving Enhanced Medicaid Services During Pregnancy**



**Mother's Highest Grade/Educ. Level**



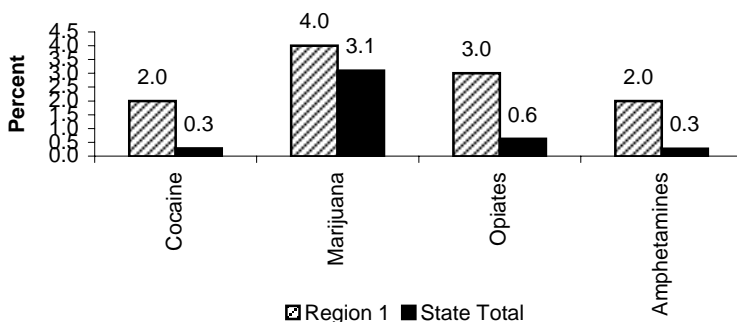
**Mothers Less Than 20 Years of Age**



### Sexually Transmitted Diseases (1996)

Clay	Number	Rate*
Syphilis	0	.
Gonorrhea	0	.
Chlamydia	16	90.9
AIDS	0	.

**Positive Urine Toxicologies for Pregnant Women by IDPH Substance Abuse Planning Region (1996)**

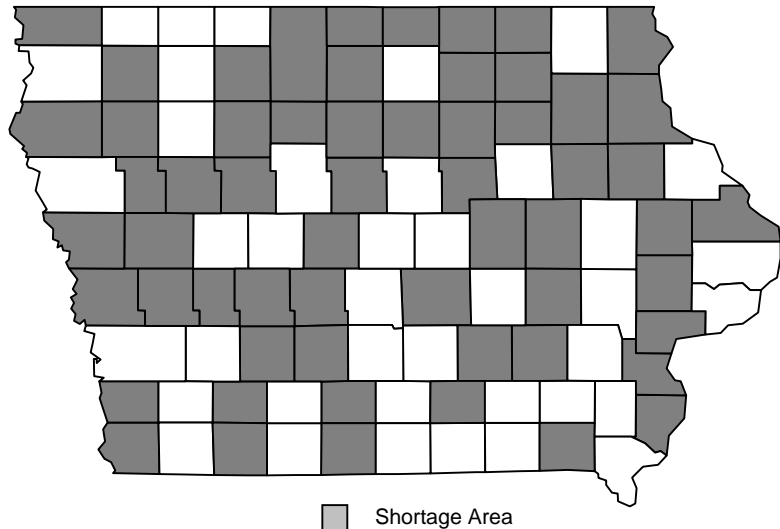


Iowa	Number	Rate*
Syphilis	91	3.2
Gonorrhea	1143	40.1
Chlamydia	4164	146
AIDS	106	3.7

\* per 100,000 population  
(if incidence <10, no rate calculated)

## HEALTH PROFESSIONAL AVAILABILITY

Clay County has not been designated a Governor's Health Professional Shortage Area (HPSA). HPSA's meet or exceed a population to primary care physician ratio of 2,500:1; or a ratio of 2,000:1 and either above the state average in population over age 65 or above the state average in population that are below 100% poverty. Iowa counties not currently designated are reviewed annually by the Iowa Department of Public Health, Primary Care Office. Designated counties are reviewed on a three year basis. Source: Iowa Department of Public Health, Bureau of Rural Health and Primary Care.



### Data Sources and Definitions

- Age Distribution: U.S. Census, 1996 estimates, Iowa Health Information Tracking Systems (IHITS).
- Population w/o Health Insurance: Iowa Department of Public Health (IDPH), Behavioral Risk Factor Surveillance System, county estimates, IHITS.
- Minority Enrollment, Limited English Enrollment, Public School Dropouts: Iowa Department of Education (IDOE), *The Annual Condition of Education Report*, 1997.
- Low Birth Rate: IDPH, *Vital Statistics* (low birth weight refers to <2500g).
- Infant Death Rate: IDPH, *Vital Statistics* (infant death refers to death before 1 year of age).
- Number of Births, Number of Mothers < 20 Years, and Percent of Mothers Less Than 20 Years of Age: Data for 1985-96 from Goudy, Charvat Burke, and Hanson, *Iowa Counties: Selected Population Trends, Vital Statistics, and Socioeconomic Data*, 1997 Edition; Data for 1997 from IDPH, *Iowa Vital Statistics in Brief* (Provisional Data). 1997
- Free and Reduced Lunch: IDOE.
- Children Under Age 2 Immunized: IDPH, Immunization Record, IHITS.
- Child Poverty: Population Source: *Woods and Poole Estimate of the Population for 1998*; Poverty Data Source: 1997 Census estimates. (Iowa Community Empowerment Webpage: [http://www.empowerment.state.ia.us/Data\\_Ind\\_Fund\\_Info/povgrps.htm](http://www.empowerment.state.ia.us/Data_Ind_Fund_Info/povgrps.htm)).
- Mothers Reporting Smoking or drinking Alcoholic Beverages: IDPH, *Vital Statistics*, IHITS.
- Births from Unintended Pregnancies: IDPH, *Barriers to Prenatal Care Annual Survey*, 1997.
- Women receiving Enhanced Medicaid Services: Iowa Department of Human Services.
- Mothers Educational Level: IDPH, *Vital Statistics*.
- Positive Urine Toxicologies: Chasnoff and Burnison, 1996, *Drug Use in Pregnancy: A Study of Prevalence in the State of Iowa*, IDPH.
- Sexually Transmitted Diseases: IDPH, Disease Prevention, U.S. census, 1996 estimates, IHITS.
- Health Professional Availability: IDPH, Bureau of Rural Health and Primary Care.

**IOWA STATE UNIVERSITY**  
University Extension

"The U.S. Department of Agriculture (USDA) prohibits discrimination in all its programs and activities on the basis of race, color, national origin, gender, religion, age, disability, political beliefs, sexual orientation, and marital or family status. (Not all prohibited bases apply to all programs.) Many materials can be made available in alternative formats for ADA clients. To file a complaint of discrimination, write USDA, Office of Civil Rights, Room 326-W, Whitten Building, 14th and Independence Avenue, SW, Washington, DC 20250-9410 or call 202-720-5964."

For more information, please contact  
**Family Services Bureau, IDPH,**  
**1-800-383-3826.**

Prepared by Michael J. Cleveland, Jeremy Judkins, and Terry L. Besser, Sociology Extension, Iowa State University, March 1999.