

## 4-H BUCKET/BOTTLE LAMB PROJECT GUIDE

### I. Colostrum - The sooner the better.


Soon after birth a lamb needs colostrum (ewe's first milk) if possible. This milk should come from its mother, or another newly lambed ewe.

Some producers will keep a supply of colostrum frozen. The next best substitutes are powdered colostrum available from veterinarians, cow or goat colostrum. Colostrum should be fed for the first 16 hours. The lamb will require 2 to 4 ounces every 2 to 4 hours.

### II. Lamb Milk Replacer - Use only milk replacer especially made for lambs.

Lamb milk replacer is sold under several brand names, and comes in 25 or 50 pound bags. Most feed dealers handle it.

Get only lamb milk replacer powder, calf milk replacer is too low in fat and protein. Don't use it. Follow label and mixing directions on the bag closely.



### III. Feeding Schedule (adjust according to lamb size)

1-2 days      2-3 ounces, 6 times a day.

3-4 days      3-5 ounces, 6 times per day.

5-14 days    4-6 ounces, 4 times per day. Start offering lamb starter.

15-21 days 6-8 ounces, 4 times per day. 22-35 days 16 ounces, 3 times per day.

Make changes in feeds and amounts slowly. Keep fresh water available. (Page 13 Sheep Project Guide 4-H 702)

Lambs may be weaned after they are 4 weeks of age, weigh over 35 - 40 pounds and are eating lamb starter well.

### IV. Housing

Orphan lambs need to be kept warm, dry and draft free. They will need enough space to move around freely.

(Page 12 Sheep Project Guide 4-H 702)

### V. Health

Lambs will need to have their tails docked usually within the first three days, and male lambs will need to be castrated. (Page 16 Sheep Project Guide 4-H 702) Suggested vaccinations would include Enterotoxaemia at 1 week, 5 weeks and 8 weeks. Tetanus vaccine can be included in this vaccination. (Page 17 Sheep Project Guide 4-H 702) A selenium shot is also suggested in the first 3 days to prevent White Muscle Disease.

# BOTTLE LAMB WORKSHEET

Complete and turn in to Sheep Superintendent upon arrival at fair



Member Name \_\_\_\_\_

Club \_\_\_\_\_

Lamb Tag # \_\_\_\_\_ Scrapie Tag # \_\_\_\_\_

Date of Birth or Purchase \_\_\_\_\_ Home raised Yes No

Value when obtained \$ \_\_\_\_\_

Weight at Fair \_\_\_\_\_ pounds

Breed of Sire if known \_\_\_\_\_

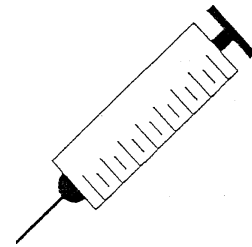
.....  
Describe the facilities where you housed your lamb: (Page 12, Sheep Project Guide 4-H 702)

Describe the feeding program you followed the first week that you had your lamb. (Amount of milk, number of feedings etc.) (Page 13, Lamb Project Guide)



Describe the feeding and management after you had the lamb for a month.

Did your lamb have any health problems? (Describe what and how they were treated.)  
(Page 17, Sheep Project Guide 4-H 702).



What did you do to prevent health problems?




What other management practices have you followed to help your lamb to be healthy and grow?

What have you enjoyed and learned through this project?

What was the biggest problem you had and how did you solve it?



## COST OF RAISING A BUCKET BOTTLE LAMB

 <b>Feed</b>	<b>Pound</b>	<b>Cost \$</b>	<b>Total</b>
Milk Replacer			
Lamb Starter			
Lamb Grower			
Complete Feed or Corn 			
Protein Supplement			
Hay		.	
Bedding			
Veterinary charges			
Hours spent on care _____ x \$ per hour _____ =			
Other			
Value of lamb at beginning of project 			
<b>Total Invested</b> 