

*** Please note: If this is your first time logging in, contact your Extension office to verify your log-in information!**

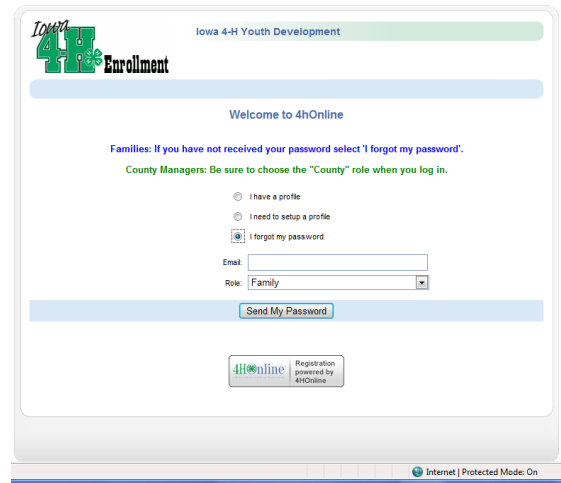
[if you have signed in before, log-in and follow the instructions starting on page 2]

1st Time Log-in:

Open a web browser and type in: <https://iowa.4honline.com>.

You will now see the Iowa 4-H Youth Development Log In Page.

- Enter family email address provided to Extension Office.
- Choose "Family" from the "Role" drop-down box.
- **For first time, re-enrollment, or if you have forgotten your password, mark "I forgot my Password."*
- **Click "Send my Password." Do not close the internet window.*



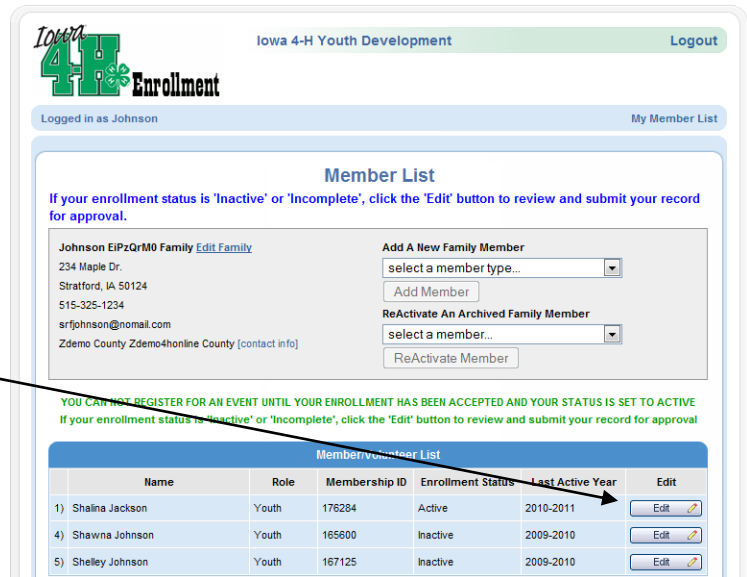
- **Open your email browser and find the email from 4HOnline. Locate your temporary password.*
- Return to 4H online. Click "I have a Profile." **(This is where you will begin if you know your password.)**
- Paste or type your password exactly as sent by 4H online. It is CASE SENSITIVE.
- The email box should still have your family email in it. You should still have "Family" chosen as your Role.
- Click "Log In."
- **Re-enter current password as sent by 4H Online. Even though the screen looks like it's been entered, you have to type it into the "Current Password" box.*
- **Enter (twice) a new family password. Click 'Continue.' **Your passwords must be a minimum of 8 characters, and must contain 2 of the 3: letters, numbers, symbols.***



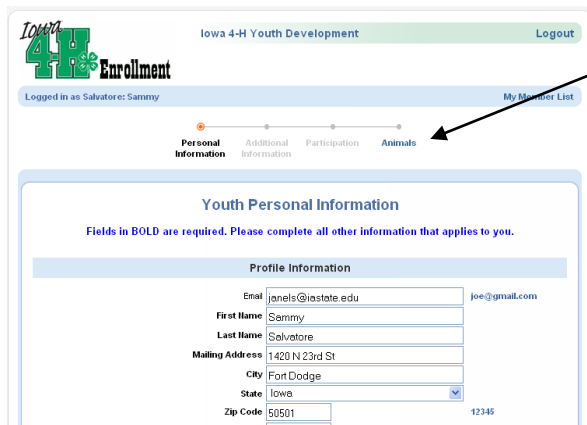
***You will be able to skip these steps if you know/memorize your password for re-entry into the program.**

This will take you to the **Member List** which includes all of your family members enrolled in 4H: members, leaders, volunteers.

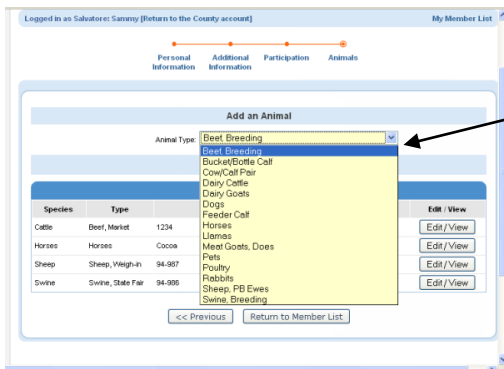
Click "Edit" to the right of the member listed. You will then be sent to that member's Personal Information Screen.



On this screen, there will be a 4th dot that will say Animals. Click on the word Animals to go to your Animal ID screen.



You will then see a drop down box and any previously entered animals listed in a manner similar to the picture. Select the animal you want to enter and click the add button (hidden in photo by drop down).



Note: Youth will not be able to enter Market weigh-in animals (beef, sheep, & swine). Please refer to the Livestock Verification Help sheet for more information on this process.

This will take you to the corresponding entry screen for your animal as depicted below and on the following page. Note that in some selections will activate extra entry fields [Example: selecting *Registered* will in some cases show a *Breed* drop down box.]

Enter the information requested and click the save button. **All animal ID's must be submitted no later than May 15th, 11:59 p.m.**

Breeding Beef

Animal Information

If you have the same tattoo in both ears, just select one ear from the pull-down option. If you know which one is most likely to be legible or easy to read for some other reason, enter that one.

Beef, Breeding

Breed Type:

Tattoo (not callhood vaccination):

Ear:

Birthdate:

Registration No. (required if registered):

Bucket/Bottle Calf

Animal Information

Bucket/Bottle Calf

Tag:

Ear:

Animal Name:

Birthdate:

Sex:

Cow/Calf Pair

Animal Information

Cow/Calf Pair

Cow Tag/Tattoo (not callhood vaccination):

Calf Tag/Tattoo:

Cow Birthdate:

Calf Birthdate:

Calf Birth Weight:

Calf Sex:

Breed Type:

Breed:

Dairy Cattle

Animal Information

Dairy Cattle

Tag:

Tattoo:

Registration No.:

Animal Name:

Birthdate:

Breed Type:

Breed:

Dairy Goats

Animal Information

Dairy Goats

Animal Name:

Tattoo:

Registration No.:

Birthdate:

Breed Type:

Breed:

Dogs

Animal Information

Dogs

Dog's Name:

Birthdate (optional):

Description or breed:

Horses

Animal Information

Horses

Registered Name:

Registration No.:

Birthdate:

Breed Type:

Breed:

Height (In Hands):

Colors/Markings:

Sex:

Owned Or Leased:

Meat Goats, Does

Animal Information

Meat Goats, Does

DNA Collected:

State Fair:

Tag:

Tag Color: Green

Ear: Left

Scrapie Tag: #

Birthdate: mm-dd-yyyy

Sheep, PB Ewes ONLY

Animal Information

Enter only your PB ewes on this page. All commercial ewes and market sheep are entered by county staff after weigh-in.

Sheep, PB Ewes

Tag:

Ear: Left

Scrapie Tag: #

Birthdate: mm-dd-yyyy

Breed: Dorset