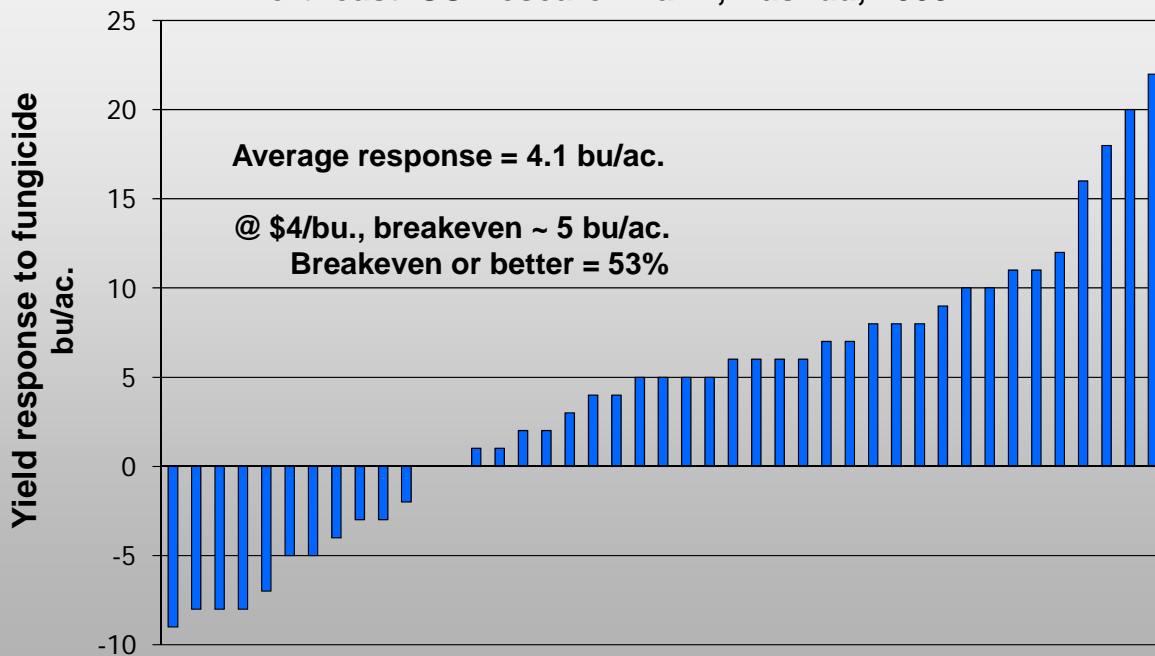
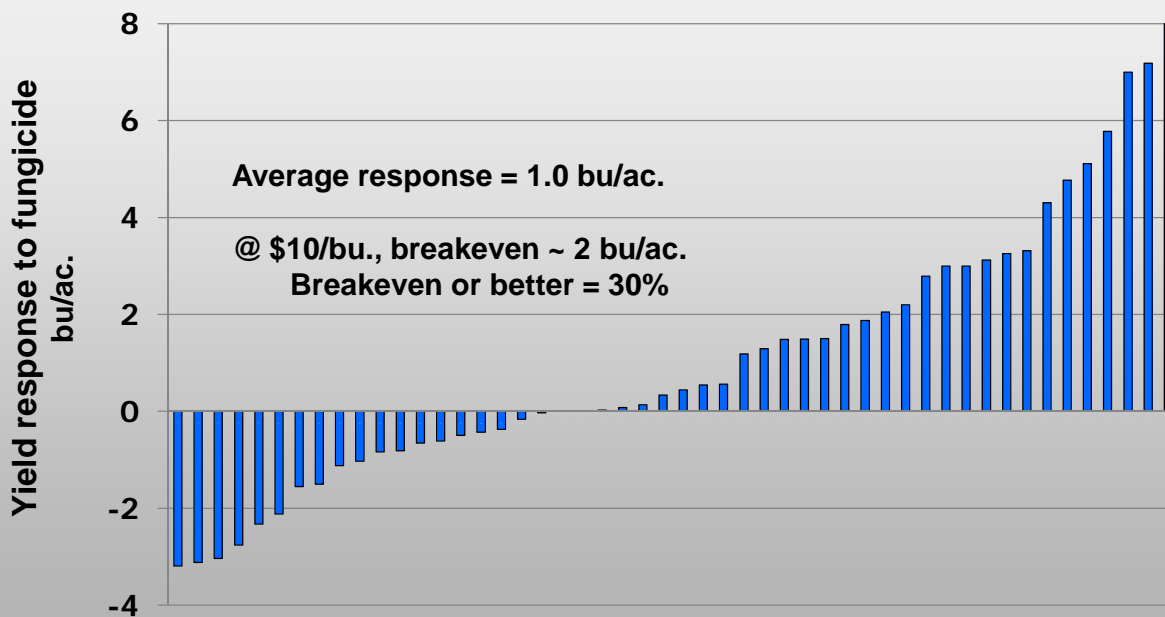


Headline x Hybrids x Planting Dates x Timing of Applications
43 hybrid combinations x 6 corn-following-corn trials
 Northeast ISU Research Farm, Nashua, 2008



IOWA STATE UNIVERSITY
 University Extension

Headline & Quadris x Variety x Plant Population x Tillage
50 variety combinations x 5 soybean-following-corn trials
 Northeast ISU Research Farm, Nashua, 2008

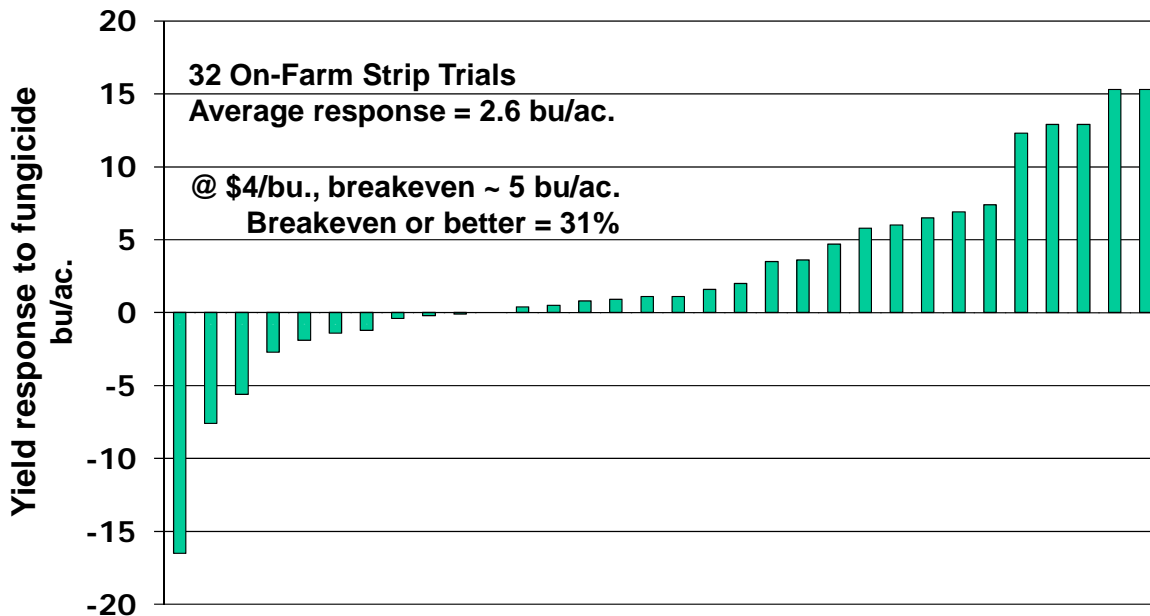


IOWA STATE UNIVERSITY
 University Extension

2008 Strip Trial Yield Results by County posted by Dec. 31.

					<table border="1"> <thead> <tr> <th colspan="2">Total for NE Iowa</th> </tr> <tr> <th><u>Trials</u></th> <th><u>Avg. Yld</u></th> </tr> <tr> <td></td> <td><i>bu/ac.</i></td> </tr> </thead> <tbody> <tr> <td>C 32</td> <td>2.6</td> </tr> <tr> <td>S 30</td> <td>2.0</td> </tr> </tbody> </table>	Total for NE Iowa		<u>Trials</u>	<u>Avg. Yld</u>		<i>bu/ac.</i>	C 32	2.6	S 30	2.0							
Total for NE Iowa																						
<u>Trials</u>	<u>Avg. Yld</u>																					
	<i>bu/ac.</i>																					
C 32	2.6																					
S 30	2.0																					
	<table border="1"> <thead> <tr> <th><u>Trials</u></th> <th><u>Yield</u></th> </tr> </thead> <tbody> <tr> <td>C 8</td> <td>0.4</td> </tr> <tr> <td>S 13</td> <td>2.0</td> </tr> </tbody> </table>	<u>Trials</u>	<u>Yield</u>	C 8	0.4	S 13	2.0															
<u>Trials</u>	<u>Yield</u>																					
C 8	0.4																					
S 13	2.0																					
	<table border="1"> <thead> <tr> <th><u>Trials</u></th> <th><u>Yield</u></th> </tr> </thead> <tbody> <tr> <td>C 8</td> <td>0.7</td> </tr> <tr> <td>S 4</td> <td>0.8</td> </tr> </tbody> </table>	<u>Trials</u>	<u>Yield</u>	C 8	0.7	S 4	0.8	<table border="1"> <thead> <tr> <th><u>Trials</u></th> <th><u>Yield</u></th> </tr> </thead> <tbody> <tr> <td>C 0</td> <td>--</td> </tr> <tr> <td>S 1</td> <td>6.2</td> </tr> </tbody> </table>	<u>Trials</u>	<u>Yield</u>	C 0	--	S 1	6.2								
<u>Trials</u>	<u>Yield</u>																					
C 8	0.7																					
S 4	0.8																					
<u>Trials</u>	<u>Yield</u>																					
C 0	--																					
S 1	6.2																					
	<table border="1"> <thead> <tr> <th><u>Trials</u></th> <th><u>Yield</u></th> </tr> </thead> <tbody> <tr> <td>C 14</td> <td>5.0</td> </tr> <tr> <td>S 5</td> <td>1.8</td> </tr> </tbody> </table>	<u>Trials</u>	<u>Yield</u>	C 14	5.0	S 5	1.8	<table border="1"> <thead> <tr> <th><u>Trials</u></th> <th><u>Yield</u></th> </tr> </thead> <tbody> <tr> <td>C 0</td> <td>--</td> </tr> <tr> <td>S 8</td> <td>2.2</td> </tr> </tbody> </table>	<u>Trials</u>	<u>Yield</u>	C 0	--	S 8	2.2	<table border="1"> <thead> <tr> <th><u>Trials</u></th> <th><u>Yield</u></th> </tr> </thead> <tbody> <tr> <td>C 2</td> <td>3.4</td> </tr> <tr> <td>S 0</td> <td>--</td> </tr> </tbody> </table>	<u>Trials</u>	<u>Yield</u>	C 2	3.4	S 0	--	
<u>Trials</u>	<u>Yield</u>																					
C 14	5.0																					
S 5	1.8																					
<u>Trials</u>	<u>Yield</u>																					
C 0	--																					
S 8	2.2																					
<u>Trials</u>	<u>Yield</u>																					
C 2	3.4																					
S 0	--																					

Headline & Stratego Fungicide Strip Trials on Corn
Iowa Soybean Association On-Farm Network



Headline & Stratego Fungicide Strip Trials on Soybeans Iowa Soybean Association On-Farm Network

