



IOWA STATE UNIVERSITY
University Extension

OSCEOLA COUNTY 4-H OBSERVER

January 2007

Merry Christmas and a Happy New Year!!

*Remember

Osceola County Extension office will be closed
December 25-26 & January 1, 2007

Beef Weigh-in

Beef weigh-in will be December 27, 2006 at the Osceola County Fair grounds.
All breeding animals will need to be ID to be able to participate in the Clay County, State Fair & Ak Sar Ben. Ear tags are \$2.50 per animal.

Beef Changes

Be sure to look at the 4-H Livestock website: www.extension.iastate.edu/4H/Agriculture/livestockhandbook.htm for changes and additions for beef breeds for Iowa State Fair. In 2007, all Charolais steers will be required to have a tattoo, registration papers, and be registered in the 4-Her's name. Two Beef Breeds have been added to the Junior Beef Breeds Association, Charolais Cross heifer/can and a Lim-Flex (Limonsin x Angus hybrid) heifer class will be available at IJBBA shows.

Osceola County will also allow 4-Hers to show a pen of three Holsteins in the pen of three class. We will need a least three to weigh in to have at fair.


Call 712-754-3648 with any questions.

FSQA

Testing and training will be offered on December 27, 2006 at the Extension office at 1:00 p.m. Training and the testing start time will depend on whether we are done weighing in the cattle. Should be at 1:00 p.m. or shortly there after. **Call into the office to reserve a seat or test, 712-754-3648.**

***** Deadline to sign-up for any clinic is 12-29-06 or class will be cancelled!!!!**

Ice Fishing Clinic



Junior & Intermediate are invited to attend the 2nd Annual Ice Fishing Clinic at Willow Creek on Saturday, January 20 from 9:00 a.m. till 2:00 p.m.

Learn about Safety, kinds of fish, how to tie on a hook, bait & etc. Snacks and lunch provided. Drawing for tackle, pole & fish rod. Fee: \$5.00 Call the Extension office to sign-up. Remember to dress warm!!


Babysitting Clinic



5th – 8th graders are invited to attend a babysitting Clinic at the extension on January 3, 2007, from 1:30 till 4:30. Clinic will cover child's safety, toy safety, planning, care of children, food / snacks, games etc. Snack and book included, fee \$5.00. Call 712-754-3648 to sign-up or information.



Painted Stain glass art workshop



Anyone interested in learning how to painted stain glass should attend the workshop on Wednesday, January 3, 2007 at the Extension office from 8:30 till Noon. Lunch & supplies included in the fee of \$20.00. Maximum of 15. Call 712-754-3648 to register.

Sewing Clinic



Sewing clinic will be offered to any 4-Her from the 4th to the 8th grade. This will be a beginning sewing class in two session starting January 17 & 31 from 12:00 till 4:00 p.m, you will need to bring pattern (or borrow / share a pattern with someone pattern must have an elastic waist), material, any supplies needed to construct your pajama pants or shorts (thread, elastic, pins, good fabric scissors). There is an in-service day on Jan.17 & 31, so you may come from school to the Extension office for lunch and learn how to sew your self a pair of shorts / Pajama pants. Call 712-754-3648 to sign-up. Maximum of 15.

4-H Exchange Student


4-H families have the opportunity to open their hearts and homes to 4-H/Japanese Exchange delegates this summer for 3 ½ weeks, approximate dates are July 20 – August 20. Families with children age 11 – 18 are eligible to host. Your family will host a Japanese student the same age and gender as your child. There will be 20 youth and two adults in the exchange. Anyone interested in hosting the adults will host approximately 10 days. The adult staff will have work to do, so they will not need constant entertainment or “stay at home” hosts. Expect to have lots of fun sharing your home, 4-H club, language, chores, food, fun and more. Host family applications and information are available in the Extension office. Applications are due March 1st. Amy Fuglestad Nahnsen, Youth Development Specialist, will answer additional questions regarding the 4-H/Japanese Exchange. She may be contacted at: amyfn@iastate.edu or (712) 546-7835.

New Member Night

If you are a new 4-H member / family in 2006-2007, we will be hosting a fun night on February 19, 2007 at Osceola County Extension office from 7:00 till 9:00 p.m. We will cover project areas, record books, fair rules, fair book, games, free gifts for all new members & etc. Call 712-754-3648 to RSVP.

4-H WINTER DAY CAMP FOR JR. MEMBERS

Lyon, Osceola, O'Brien, Plymouth & Sioux Counties



Saturday, February 3, 2007

1:00 – 5:00 PM

Inspiration Hills Camp, Inwood, IA

Join other 4-H youth as you explore the many white wonders of winter!

Camp will include indoor and outdoor activities such as tubing, winter camp fire, rocket design & launch, paper & fabric creations and more!

WHITE: snow, flour, paint, paper, fabric, eggs... what do these things have in common? Find out at the **WHITE WINTER WONDER CAMP!!!**

Registration open to 4th, 5th & 6th grade 4-H'ers

\$10 cost includes: Tubing, snack and take home craft



JANUARY 2007

PoPcOrN TASTE TESTING

A fun Winter Activity!

You will need.....

Popcorn

Salt

Margarine

Garlic Salt

Parmesan Cheese

Seasoning Salt

Carmel Popcorn

Cheesy Popcorn

What to do: Make several different "seasoned" popcorn types. Vote on The results as a family. What is your family's favorite?!?

WHAT MAKES POPCORN POP?

Native American's say little a little Demon lives inside each kernel! The Demons are peaceful but when their

house is heated up they explode with anger! Actually there is water inside

each kernel. When the kernel is heated the water makes it-POP!

JANUARY 2007 CLOVER KIDS PROGRAMS BEGIN!

The first of 5 programs in the Clover Kids after school program, will begin this month! January 8th from 3:30 -5 pm will be our first meeting! John Juffer's bus will take Clover Kids to the Extension Office from the elementary school with written consent from a parent. Be sure to mark the Clover Kid dates on your calendar! If you lost or miss placed the 2007 schedule, here are those dates again...

JANUARY 8TH 3:30- 5

FEBRUARY 12TH 3:30-5

MARCH 12TH 3:30-5

APRIL 2ND 3:30-5

MAY 14TH 3:30-5

Originally we had planned on doing an Ocheyedon session. Due to lack of interest, the Ocheyedon program has been scratched at this time.



Holiday Cookies in a Jar



This do-it-yourself, just-add-liquids Christmas cookie, with the ingredients already measured out, is perfect for people who have fun being in the kitchen. There are many possible recipes, all easy for little cooks to assemble (check out the list at allrecipes.com). This one we particularly like for its sand-art-like look.

INGREDIENTS

1/4 cup sugar
1/2 cup packed brown sugar
1 1/2 cups all-purpose flour
3/4 teaspoon baking soda
1/4 teaspoon baking powder
1/2 cup chocolate-covered candy (such as holiday M&M's or Hershey's Holiday Candy Coated Bits)
1/2 cup rolled oats
1/2 cup cocoa crisped-rice cereal (or regular flavor)
1/2 cup white chocolate chips

In a 1-quart widemouthed jar, add the ingredients in the order listed. Pack them down firmly after each addition (use the blunt end of a table knife or a wooden spoon to level and tamp down each layer). Screw on the cover (see *Wrapping It Up* for a note on securing a ribbon beneath the threads) and prepare a gift tag with the following instructions:

Extension programs are available to all without regard to race, color, national origin, religion, sex, age, or disability.

"To make your holiday cookies, cream together 1/2 cup of butter or margarine, 1/2 teaspoon vanilla extract, and 1 egg in a large bowl. Add the contents of the jar and stir until well blended. Drop by rounded teaspoonfuls onto an ungreased cookie sheet. Bake at 350° for 10 to 12 minutes. Makes 4 dozen."

Popcorn S'Mores

This stovetop recipe adds popcorn to the original campfire version of s'mores and turns the familiar snack into an easy, portable treat.

Note: Kids can form the popcorn s'mores into balls using plastic sandwich bags as gloves.

RECIPE INGREDIENTS:

- 1 cup light brown sugar, firmly packed
- 1/2 cup butter
- 1/2 cup corn syrup
- 1/2 teaspoon baking soda
- 10 cups freshly popped popcorn, cooled (do not use air-popped popcorn, as the kernels are too delicate for the hot syrup)
- 1 (10 1/2-ounce) package mini marshmallows
- 2 cups mini graham cookies (we used Teddy Grahams)
- 1 cup chocolate chips

1. Combine the brown sugar, butter, and corn syrup in a medium saucepan and cook over high heat for 5 minutes (this mixture gets very hot). Remove from the heat and stir in the baking soda.

2. Combine the popcorn and the marshmallows in a large metal or heat-resistant glass bowl (not plastic; the heat could damage it). Drizzle the sugar mixture over the popcorn, then gently stir in the graham cracker cookies and chocolate chips.

3. Let the mixture set until cool enough to

handle, then using buttered plastic sandwich bags on your hands, form the mixture into golf-ball-sized balls. Store in an airtight container. Makes about 30.

- 27 **Beef Weigh-in 7:00 am -11:00a.m.**
- 27 **FSQA Training & Testing**
- 28 **Skating & Swimming party for (7 & 8) Sioux Co.**

IOWA STATE UNIVERSITY
 University Extension
 Osceola County Extension
 839 3rd Ave
 Sibley IA 51249-1607



4-H CALENDAR



December

25-26 Office closed - Christmas



January

- 1 **Office closed for New Year Day**
- 3 **Painted Stained Glass art 9-Noon**
- 3 **Babysitting Clinic 1:30-4:30**
- 10 **Office Closed / All Staff meeting at BV**

Extension programs are available to all without regard to race, color, national origin, religion, sex, age, or disability.

17 & 31 Sewing Clinic Noon – 4:00
20 Ice fishing clinic 9-2 @ Willow
Creek