


Ear Notching Guide



Right ear is litter number


Left ear is pig in litter

Litter No.

Pig No.


Litter No.

Pig No.




2-1

1. Take full notch in baby pig's ear so notch will not grow shut.




20-6




5-2

2. "Notching pigs as soon as possible after farrowing will prevent errors".




24-7


3. To avoid mistaking a "3" notch for a "1" notch (or vice versa) do not notch in dark area of ear.



8-3




27-8




11-4


**This
scheme
will
identify
161 litters**



31-9



17-5



83-10

Cooperative Extension Service, Iowa State University of Science and Technology and the United States Department of Agriculture cooperating Marvin A. Anderson, director, Ames, Iowa. Distributed in furtherance of the Acts of Congress of May 8 and June 30, 1914.