

SUSTAINABILITY SELF-ASSESSMENT

**Adapted from Youth at Risk Sustainability Studies, Principal Investigators -
Lydia I. Marek and Jay A. Mancini, Virginia Tech**

Use the score sheet below to indicate your community project's status in each of the 7 areas identified as crucial to sustainability. Put a check under the appropriate column to indicate your thoughts on the strength or weakness of each specific process.

- ☹ = Your project is not doing this very well or not at all.
- OK = Your project is doing so-so; not terrible, but it could be better.
- ☺ = Your project is doing great in this area!

PROJECT LEADERSHIP

	Process	☹	OK	☺
1	Leaders clearly established the project's mission and vision			
2	Leaders are committed to the long term project goals			
3	Leaders planned within the first two years for sustaining the project			
4	Leaders continue planning for sustainability			
5	Leader developed and followed a realistic project plan			
6	Leaders have identified multiple strategies for project survival			
7	Community institutions (e.g. schools, social service agencies, etc...) are involved in program leadership			
	Tally total in each column (1 pt each)			



Total Score for Project Leadership = _____

MODIFICATIONS – CAN WE CHANGE IF NECESSARY?

	Process	☹	OK	☺
1	Programs are eliminated when they do not meet community needs			
2	New programs are developed when community needs change			
3	Sites are consolidated as necessary			
	Tally total in each column (1 pt each)			

Total Score for Modifications = _____

COLLABORATORS

	Process		OK	
1	Local decision makers are project collaborators			
2	Representatives from businesses are project collaborators			
3	Community service agencies are project collaborators			
4	Collaborators are involved in program design			
5	Collaborators are involved in program implementation			
6	Collaborators are involved in program evaluation			
7	Collaborators share responsibility for providing program resources			
8	Collaborators share credit for project success			
9	Collaborators have clearly defined roles and responsibilities			
10	There is a shared vision among collaborators			
11	Collaborators have worked through turf issues (if any existed)			
12	This project is part of the mission of participating institutions			
	Tally total in each column (1 pt each)			

Total Score for Collaborators = _____

COMMUNITY

	Process	☹	OK	☺
1	Community needs are regularly assessed			
2	Community resources/assets are regularly assessed			
3	Community resources are utilized by the project			
4	Project goals are matched with community resources and needs			
5	The project accounts for diversity in the community			
6	Community members are involved in program design			
7	Community members are involved in program implementation			
8	The project addresses key community needs			
9	The project has strong local governmental support			
	Tally total in each column (1 pt each)			



Total Score for Community = _____

DEMONSTRATED PROGRAM IMPACT

	Process	☹	OK	☺
1	Evaluation plans are developed prior to implementing programs			
2	Project effectiveness is demonstrated through evaluation			
3	Evaluations are conducted on a regular basis			
4	Evaluation results are used to modify programming			
5	Project successes are made known to the community			
6	Project successes are make know to funders			
7	Public relations (marketing) strategies are in place			
	Tally total in each column (1 pt each)			



Total Score for Demonstrated Program Impact = _____

FUNDING

	Process		OK	
1	Current funding is sufficient for project operations			
2	Funding is available on a long term basis (at least 2 more years)			
3	There are plans in place for obtaining additional funding			
4	There is a person responsible for grant proposal writing			
5	There is adequate funding for hiring and retaining quality staff			
	Tally total in each column (1 pt each)			

Total Score for Funding = _____

STAFFING

	Process		OK	
1	Staff are involved in program design			
2	Staff are involved in program evaluation			
3	Staff are involved in project decision making			
4	Staff turnover is low			
5	Staff are committed to the project's mission, vision, and goals			
6	Staff are qualified to work on the project			
7	Staff are flexible and creative			
8	Staff are recognized and rewarded for their work			
9	Staff are adequately trained			
10	Staff are from the community that the project serves			
	Tally total in each column (1 pt each)			

Total Score for Staffing = _____