

## 4-H Food and Nutrition Project

Food and Nutrition Project enrolls over 12,000 students  
The 3<sup>rd</sup> largest project in IOWA

- Address the food safety concerns of county/state fair projects
- Training of judges for consistent scoring
- Adapt score cards so that learning is facilitated
- Include food safety education within projects  
"Digging Deeper – Food Safety"

## 4-H Food and Nutrition Project

The three projects we will talk about tonight:

- Food and Nutrition Exhibits (nonproduct)  
Exhibit guidelines
- Food Preparation and Safety  
Food safety  
Inappropriate foods and why  
Quality – displays and examination of product
- *Go the Distance*  
Project guidelines

## Project/Program Objectives

Food and nutrition related projects and programs help 4-H'ers to:

1. Develop life skills, particularly in decision making, learning how to learn, communication, leadership and citizenship.
2. Take responsibility for making healthful food choices and establish a fitness plan based on knowledge of one's nutritional needs, lifestyle and physical condition.
3. Develop skills in planning, selecting, preparing, serving and storing food.
4. Gain knowledge and understanding of psychological, social, economic and cultural influence of food choices.
5. Recognize how national and worldwide policies relate to food availability, personal food choices and nutritional status of populations.
6. Acquire knowledge and skills of career opportunities in food and nutrition.

## 4-H Food and Nutrition Project

## Food Safety Concerns

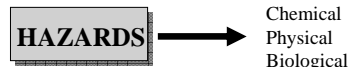
4-H Food and Nutrition Preparation and Safety Projects must be designed and executed to reduce the potential for food borne illness.

Critical considerations:

- o Prevention of pathogen growth
- o Prevent introduction of pathogens during preparation

## Food Safety

What causes food to be unsafe?



Microbiological hazards are considered the biggest risk to humans.

Microorganisms are important because:  
loss of shelf life and product quality  
major cause of food borne illness

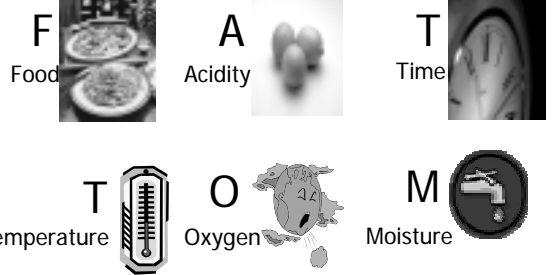
## Food Microbiology

Bacteria are the major foodborne concern to food processors and consumers.

Pathogenic bacteria are those that cause illness, examples: *Salmonella*, *Staphylococcus*, *Clostridium*, *E. coli* O157:H7, etc.....

## Conditions for Growth


What Microorganisms need to grow



## Bacterial Growth - Food

Bacteria, yeasts, and molds can grow on just about anything... but like carbohydrate and proteins.

Think about the foods that spoil the quickest...  
These are the ones we are concerned about.



## Bacterial Growth - Effect of pH

The acidity of a food is measured by the pH.

Neutrality is at pH 7.0

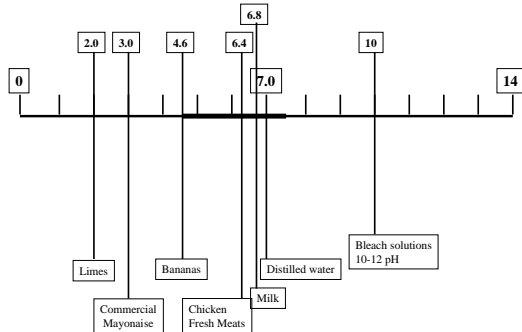
0-7 = acid, 7-14 = basic

The lower the pH (higher the acidity), the less likely is the food to support bacterial growth.

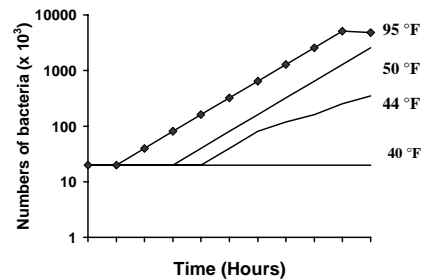
Potentially hazardous foods are those in the range of pH 4.6 to 7.5

Acetic, lactic, phosphoric acids are used to preserve foods by lowering the pH.

## Acidity pH Ranges of Foods



## Effect of time and temperature on bacterial growth





Before judging a product, ask yourself...

Should this product have been refrigerated for safety?

Would you eat this at room temperature?

## Acceptable Food Exhibits

### Acceptable

- Fruit flavored vinegars
- Cream cheese mints
- Caramel rolls and pineapple upside down cakes
- Most baked fruit pies, cookies, bars, breads, etc...
- Fruit jams, jellies, and preserves when processed according to a USDA or Extension publication



## Thumbs up exhibits



- Whole grain muffins, breads, quick breads
- A physical activity plan or healthy eating plan or both
- Family Favorites or recipes passed down in families
- Foods preserved according to USDA guidelines
- Comparisons
- Adjusted recipes for fat, fiber, nutrition, sugar and etc.

## Kid's thumbs up exhibits



- Chocolate Chip Cookies
- Anything that can be made the night before.
- Anything that tastes good!
- Grandma's anything as a poster not food!
- Anything that is shown in a magazine, on TV, and in the newspaper as a poster.

## Acceptable *if...* Food Exhibits

Acceptable *if* processed according to current guidelines

Canned products

Canned salsa

Pecan/Walnut pies

Frostings, icings and glazes

## Acceptable *if...*

Canned products are acceptable if:

- they are processed according to **current** USDA guidelines, or;
- they are processed according to **current** *Ball Blue Book* specifications, or;
- they are processed according to a **current** Extension publication.

Resources:

*Ball Blue Book of Preserving*, 2003, Alltrista Corp.

*The USDA Complete Guide to Home Canning*, 1994.

at: [www.uga.edu/nchfp/](http://www.uga.edu/nchfp/)

*So Easy to Preserve* available at [www.uga.edu/nchfp](http://www.uga.edu/nchfp)

Any Current State Extension Publications.

## Comments about Canned Products

Documentation required for all canned products:

1. canning method used;
2. time and pressure used;
3. recipe;
4. source of recipe.

Not acceptable:

paraffin or wax sealing  
jars that contained a commercially canned product  
non matching lid and jar

## More comments about canned products

Judges **will not taste:**

canned vegetable or meats

Evaluate these on

- color,
- appearance,
- texture,
- aroma.

Tomatoes must be acidified according to Extension publication or USDA. Most recipes require this already.

## Canned Salsa

Fresh salsa will not hold for judging.

It will ferment.


Canned salsa must be done according to an approved Extension publication.

There is a safety concern with canned mixed tomatoes and vegetables – or salsa.

Good source of salsa recipes are at:

"[www.cahe.nmsu.edu/pubs/\\_e/e-323.pdf](http://www.cahe.nmsu.edu/pubs/_e/e-323.pdf)"

## Pecan/Walnut Pies



Yes, these are acceptable as long as a traditional recipe is followed with *no added milk or water*.

Fruit pies are moist too but more acidic. Acidic foods do not allow growth of pathogenic bacteria.

## Acceptable *if...*

Frostings, icings, and glazes are acceptable if they:

- do not contain raw eggs;
- are not whipped cream cheese **without** powdered sugar;
- will not melt in the hot humid conditions of the FAIR.

Cream cheese frostings must contain at least

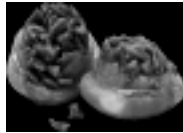
4 cups of powdered sugar per 8 oz of cheese.

Commercial meringue **powder** frostings are acceptable; meringue from raw eggs is **NOT!!**

## What about?



What about?



Yes, these are acceptable this year!!!!  
No food safety considerations.  
May be quality issues with hot humid weather...

IOWA STATE UNIVERSITY  
University Extension

What about?

Fruit Vinegars are acceptable if made with commercial vinegars.

Specific recipe must be followed,  
fruit just added to vinegar  
is not an acceptable product.

Do not dilute the vinegar.

We are not recommending herbed or vegetable vinegars at this time



IOWA STATE UNIVERSITY  
University Extension

Not Acceptable...

Flavored oils

No.

Flavored oils will not be accepted for exhibit because of the concern of botulism. Oil encapsulates spores and the oil environment is anaerobic, which is an ideal condition for botulism toxin production.

Flavored oils must be refrigerated.



IOWA STATE UNIVERSITY  
University Extension

What about?

*Vegetables Marinated in Oils and Herbs*

NO.

Same reason as the flavored oils...it is just too risky for botulism.

IOWA STATE UNIVERSITY  
University Extension

What about?

Refrigerator Muffins, Starters, Friendship Amish Bread

NO.

We cannot be certain that these are made to prevent the growth of and toxin production by *Staphylococcus*. The toxin is heat stable and will survive the cooking process to make judges sick.



IOWA STATE UNIVERSITY  
University Extension

What about?

Cake/Brownies Baked in a Jar

NO.

Anything **baked** in a sealed jar is unacceptable.

Potential botulism risk.

Cookie and cake mixes that are stored in a decorative jar are acceptable as a demonstration.



IOWA STATE UNIVERSITY  
University Extension

What about?

*Jerky*

Hamburger and Poultry Jerky is NO.

Jerky made from intact muscle... NO.

Often meat is sliced too thick and insufficiently dried.  
It can mold.

Salmonella is a risk to all jerkys.

What about?

*Sweet Rolls with Cottage Cheese/Egg Topping?*

NO.

A cheesecake type mixture for a topping implies a sugar, egg, and cream or other cheese mixture is placed to top. This would not be acceptable.

What about?

*Cheesecake filling inside*

NO.

This is not an acceptable product.

Cheese Danish and other cream cheese filled products are potential sources of Staphylococcus.

What about?

*Homemade egg noodles*

NO.

USDA "Meat and Poultry Hotline" says that noodles made with whole raw eggs should be dried and stored in the refrigerator or frozen to prevent salmonella from growing to dangerous levels.



What about?

*Carmel Corn Cooked or pies baked in a paper grocery bag*



Paper grocery bags should not be used because:

- the bag may not be sanitary
- the glue may give off toxic fumes
- the bag may have recycled paper and could catch fire

What about?

*Raw egg in any uncooked product is not acceptable.*

Salmonella can be inside the egg, even one with a clean, uncracked shell.

Many old favorite recipes were written before salmonella was found inside eggs.

## What about Breads?

Breads that contain normally refrigerated items such as cut-up mushrooms, chopped onions, chopped peppers, salsa and etc....

Breads that contain high protein items such as pork and beans and layers of cheese would be used in a timely manner at home.

Because of their short shelf life, these are not acceptable as a fair exhibit.

## Assessing Product Quality – some help



## Product quality evaluation

### General Considerations

Looking for products that are appealing, characteristic, and representative of the genre of product.

Evaluation is based upon:

- A. APPEARANCE
- B. AROMA
- C. FLAVOR
- D. TEXTURE/CONSISTENCY
- E. TENDERNESS
- F. TECHNIQUE



## Canned Product Quality

Product must have been canned using a procedure from USDA, Extension or other reputable source.

- Low acid foods – vegetables and meats must be pressure canned.
- Acidified foods – pickles, tomatoes may be water bath processed
- High acid foods – fruits, jams, jellies, preserves may be water bath processed.

## Canned Product Quality

For safety, do not taste the low acid foods such as canned vegetables or meats.

There is a potential botulism risk to the judge.

Reasons:

- improper time temperature relationship
- poor temperature regulation
- bad gauge or dial on pressure canner
- over- or underfilled canner
- used wrong method

ARE YOU CERTAIN THAT GUIDELINES WERE FOLLOWED???????

## Canned Product Quality

### Appearance

Quality of product - ripeness, color, blemishes on product

Pack - proper headspace, full, uniform pieces

Container and label - standard canning jar, adequate info



### Aroma

Characteristic

### Flavor

Characteristic, over processed

### Texture/Consistency

Appropriate for product

### Tenderness

Characteristic of product, over processed

### Technique

Proper procedure or method



## Canned Product Quality

Examples of jelly:

Control are in wide mouth jars

W Weak gel

F Improperly processed

Pass the jars around and observe how the jelly flows in the jar.

The weak gel flows uniformly around the jar.

The improperly processed has clumps of pectin in the matrix.

## Baked Products Quality

Items to look for:

surface coloration

unincorporated ingredients such as flour

grain (texture) and color of cut product

uniform size and incorporation of ingredients

greasy

shape is characteristic of product

Smell for:

oily or rancid aroma

overly yeasty or sour

presence of added ingredients

burnt



## Baked Product Quality

Flavor and Texture by Mouth:

textural characteristics

tenderness

mouth feel/consistency

moistness

flavor characteristics

characteristic of product

off flavors – yeasty, bitterness, burned, soapy

list goes on and on

bland or lack of flavor

## Yeast Breads

Characteristics will vary slightly depending upon type of bread.

Loaf volume is good and proportional.

Coloration is good.

All ingredients are incorporated.

Texture is smooth with a moderate to fine grain.

large air pockets are not desirable

Crust is thin to thick depending upon type of bread.






Crumb is soft and smooth with some elasticity.

Flavor – no off flavors but should taste like bread.

There are five breads to examine.

- C Control
- OP Over proofed – second rise was too long
- UP Under proofed – second rise was too short
- UK Under kneaded – poor gluten development
- UB Under baked – cooked until top was browned

Cut the loaf in the middle to show the interior. Other slices can come from one of the halves for flavor.



### Muffins

A muffin should have an even rounded symmetry with a rough pebbly top that is golden brown.

The texture should be coarse but even.

Flavor will depend upon additions



## Muffins

The major problem with muffins will be over working the product.

Overworking results in a variety of textural and shape defects including peaks and tunnels.

A tough gummy texture can result also.

Some oils will cause off flavors when used.



## Muffins

There are three types of muffins to examine.

LW – Lightly over worked

OW – Extremely over worked

Oil – wrong oil used and poorly incorporated ingredients.

Cut muffins of each treatment directly in half to observe the texture.

The oil muffins can be cut into pieces for tasting.

## Cakes

There are a variety of cakes but all have similar texture and crumb.

Appearance should be rounded and uniform.

Texture should have a fine crumb without large air cells or air pockets. Product should be tender.

Flavor is dependent upon additives. White or yellow cakes should have a sweet flavor.



## Cakes

There are three cakes to observe and taste.

Control

Too much leavening

Too little leavening

Cut the cake directly in half. Use one half for flavor and observe the second cake.

## Cookies

Infinite variety but some considerations

Shape – uniform and even contour generally

Color – uniform

Texture – characteristic of type

Tenderness – characteristic

Flavor – well blended



IOWA STATE UNIVERSITY  
University Extension

## Resources for Members

Six Easy Bites ...old and new

Tasty Tidbits. Level B

You're The Chef. Level C

Foodworks. Level D

The new Six Easy Bites was given to members last fall.

New website – "[www.extension.iastate.edu/nutrition](http://www.extension.iastate.edu/nutrition)"

IOWA STATE UNIVERSITY  
University Extension

## Resources for Leaders & Judges

Leader/Helper's Guide for Foods Curriculum.

Get two ways..county office or from ISU.

Ask for 4-H 445 LDR

Best \$5 bargain around.

"Guidance for Preparation of Safe Foods For 4-H Fairs"

New ISUE publication

Publications can be printed from ISUE website.

"[www.extension.iastate.edu/pubs](http://www.extension.iastate.edu/pubs)"

Your Nutrition and Health Field Specialist...

by phone or e-mail, and other county staff.

IOWA STATE UNIVERSITY  
University Extension

## Don't forget Answer Line

It is free, available every day, and connects you to ISUE.

1-800-262-3804

Monday – Friday

9-12, 1-4

IOWA STATE UNIVERSITY  
University Extension

## What about recipes and nutritional analysis?

Listing of websites available by computer:

USDA Nutrient Data Laboratory

"[www.nal.usda.gov/fnic/foodcomp/](http://www.nal.usda.gov/fnic/foodcomp/)"

Nutrition Analysis Tools and System

"[nat.crgq.com](http://nat.crgq.com)"

Nutrition Data

"[www.nutritiondata.com/index.html](http://www.nutritiondata.com/index.html)"

Nutritionist Pro available through Nutrition and Health Field Specialists

IOWA STATE UNIVERSITY  
University Extension

## Nutrition Guidelines

Out with the old, in with the new...

use the most current dietary/nutrition guidelines.


IOWA STATE UNIVERSITY  
University Extension

## Nutrition Guidelines

- Dietary Reference Intakes (DRI)
  - Should be used when assessing nutrient adequacy
  - [www.nal.usda.gov/fnic/etext/000105.html](http://www.nal.usda.gov/fnic/etext/000105.html)
  - Tables can be downloaded and printed as a reference

## Food Guide Pyramid

<http://www.nal.usda.gov/fnic/fpyr/pyramid.html>



## Food Guide Pyramid for Young Children



## Dietary Guidelines

<http://www.health.gov/dietaryguidelines/>



- AIM FOR FITNESS...**
- Aim for a healthy weight
  - Be physically active each day
- BUILD A HEALTHY BASE...**
- Use the Pyramid guide your food choices
  - Choose a variety of grains daily, especially whole grains
  - Choose a variety of fruits and vegetables daily
  - Keep fats, oils, and sugar
- CHOOSE SMARTLY...**
- Choose a diet that is low in saturated fat and cholesterol and moderate in total fat
  - Choose fat-free and low-fat milk products
  - Choose and prepare foods with less salt
  - If you drink alcoholic beverages, do so in moderation

<http://www.cfsan.fda.gov/~dms/foodlab.html>

Start Here now

Limit these nutrients

Get Enough of these Nutrients

Footnote

Nutrition Facts		Serving Size 1 cup (240 mL)		Servings Per Container 2	
Amount Per Serving				% Daily Value*	
Total Fat 10g		20%		High	
Sodium 10g		20%		High	
Total Fat 10g		20%		High	
Sodium 10g		20%		High	
Total Fat 10g		20%		High	
Sodium 10g		20%		High	
Total Fat 10g		20%		High	
Sodium 10g		20%		High	
Total Fat	10g	20%	High		
Sodium	10g	20%	High		
Total Fat	10g	20%	High		
Sodium	10g	20%	High		
Total Fat	10g	20%	High		
Sodium	10g	20%	High		
Total Fat	10g	20%	High		
Sodium	10g	20%	High		
Total Fat	10g	20%	High		
Sodium	10g	20%	High		

\*Percent Daily Values are based on a diet of other people's misdeeds.

## Current Label vs Proposed Label

Nutrition Facts		Serving Size 8 fl oz (240 mL)		Servings Per Container about 2.5	
Amount Per Serving				% Daily Value*	
Calories 170					
Total Fat 10g		20%		High	
Sodium 10g		20%		High	
Total Carbohydrate 31g		10%		Low	
Sugars 30g					
Protein 1g					
Total Fat	10g	20%	High		
Sodium	10g	20%	High		
Total Carbohydrate	31g	10%	Low		
Sugars	30g				
Protein	1g				

\*Percent Daily Values are based on a diet of other people's misdeeds.

Nutrition Facts		Serving Size 1 bottle (800 mL)		Servings Per Container 1	
Amount Per Serving				% Daily Value*	
Calories 275					
Total Fat 10g		20%		High	
Sodium 10g		20%		High	
Total Carbohydrate 10g		20%		High	
Sugars 70g					
Protein 1g					
Total Fat	10g	20%	High		
Sodium	10g	20%	High		
Total Carbohydrate	10g	20%	High		
Sugars	70g				
Protein	1g				

\*Percent Daily Values are based on a diet of other people's misdeeds.

**Current Label**

Nutrition Facts	
Serving Size 12 oz (336g)	
Amount Per Serving	
Calories 220	% Daily Value*
Total Fat 10g 20%	
Saturated Fat 5g 10%	
Trans Fat 0g 0%	
Cholesterol 40mg 8%	
Sodium 200mg 4%	
Total Carbohydrate 30g 6%	
Dietary Fiber 1g 2%	
Sugars 17g 34%	
Protein 2g 4%	

**New Label**

Nutrition Facts		% Daily Value
Serving Size 12 oz (336g)		
Amount Per Serving		
Calories 220		11%
Total Fat 10g		20%
Saturated Fat 5g		10%
Trans Fat 0g		0%
Cholesterol 40mg		8%
Sodium 200mg		4%
Total Carbohydrate 30g		6%
Dietary Fiber 1g		2%
Sugars 17g		34%
Protein 2g		4%

Larger font size for calories.  
New %DV for calories.  
Eliminate "Calories from Fat" line.

**IOWA STATE UNIVERSITY**  
University Extension

### Label Fables

- Total carbohydrates 32 gms
- Non-effective carbs 17 gms
- Net or effective carbs 15 gms

**IOWA STATE UNIVERSITY**  
University Extension

### What is the Glycemic Index?

Blood glucose response to a standard dose of carbohydrate of a given food

**IOWA STATE UNIVERSITY**  
University Extension

High glycemic foods increase the blood sugar quickly, followed by a quick fall in blood sugar

**IOWA STATE UNIVERSITY**  
University Extension

Low glycemic foods increase the blood sugar more gradually and sustains a slightly elevated blood glucose for a longer period of time

**IOWA STATE UNIVERSITY**  
University Extension

### Low carb/high protein diets

Categorize carbohydrates

- Good vs bad
- Tricklers and gushers
- Slow and fast

**IOWA STATE UNIVERSITY**  
University Extension

## Is the glycemic index as simple as -

### Simple?

Doughnut – 76  
Puffed rice cereal – 82  
Pear – 33  
Skim milk – 21  
Jelly beans – 80  
Banana cake - 41

### Complex?

WW bread – 73  
WW spaghetti – 32  
All Bran – 38  
Carrots – 92  
Split peas – 32  
Wheat crackers - 67

## Factors influencing the glycemic index:

- Structure of the carbohydrate
- Intestinal motility/absorption
- Food particle size
- Mechanical and thermal processing of food
- Content and timing of previous meal
- Nutrients accompanying the carbohydrate
  - Fat, fiber, protein, etc...

## And the research says:

“Protein decreases perceived hunger,  
provides more satiety”

Studies were not well-controlled for other factors  
influencing satiety such as fiber, energy density,  
glycemic index, fat, etc...

Some evidence for short satiety but a lack of  
evidence for longer term satiety

Eisenstein et al, Nutrition Reviews 60(7):189-200, 2002

## And the research says:

“Higher protein intake increases energy expenditure by  
increasing the thermic effect of food”

Protein has approximately 2x the thermic effect as  
carbohydrate or fat

In a 2000 calorie diet of 15% or 30% protein this is  
only a 23 calorie difference

Eisenstein et al, Nutrition Reviews 60(7):189-200, 2002

## And the research says:

Review of 7 diets of the same caloric value and  
varying amounts of protein

No difference in weight loss or fat loss

Eisenstein et al, Nutrition Reviews 60(7):189-200, 2002

## And the research says:

High protein diets followed for 12 weeks and 1 year

No difference in weight loss or fat loss

Farnsworth et al 2003; Foster et al, 2003

### And the research says:

There is little long-term evidence regarding the health effects of high-protein diets.



### Go the Distance Classes

- A – Any exhibit by an individual 4-Her which is an outgrowth of an individual's goal to explore the areas of nutrition and physical activity for personal development.
- B- Any exhibit by one or more 4-Hers which is an outgrowth of a goal to provide leadership in the areas of nutrition and physical activity in a group setting (family, club, community).
- C – Any exhibit by one or more 4-Hers which displays citizenship in the areas of nutrition and physical activity within a community (senior living center, school).



### Go the Distance Class

- What was the goal(s)?
- How was the idea for the exhibit determined and developed?
- What responsibilities were completed by each participant involved in the learning experience?
- What did you learn about nutrition and physical activity?
- What plans do you have to continue this interest?



## IOWA STATE UNIVERSITY University Extension

Sam Beattie and Ruth Litchfield  
Food Science and Human Nutrition Specialists